

FY 2021-22 Proposed Budget Review


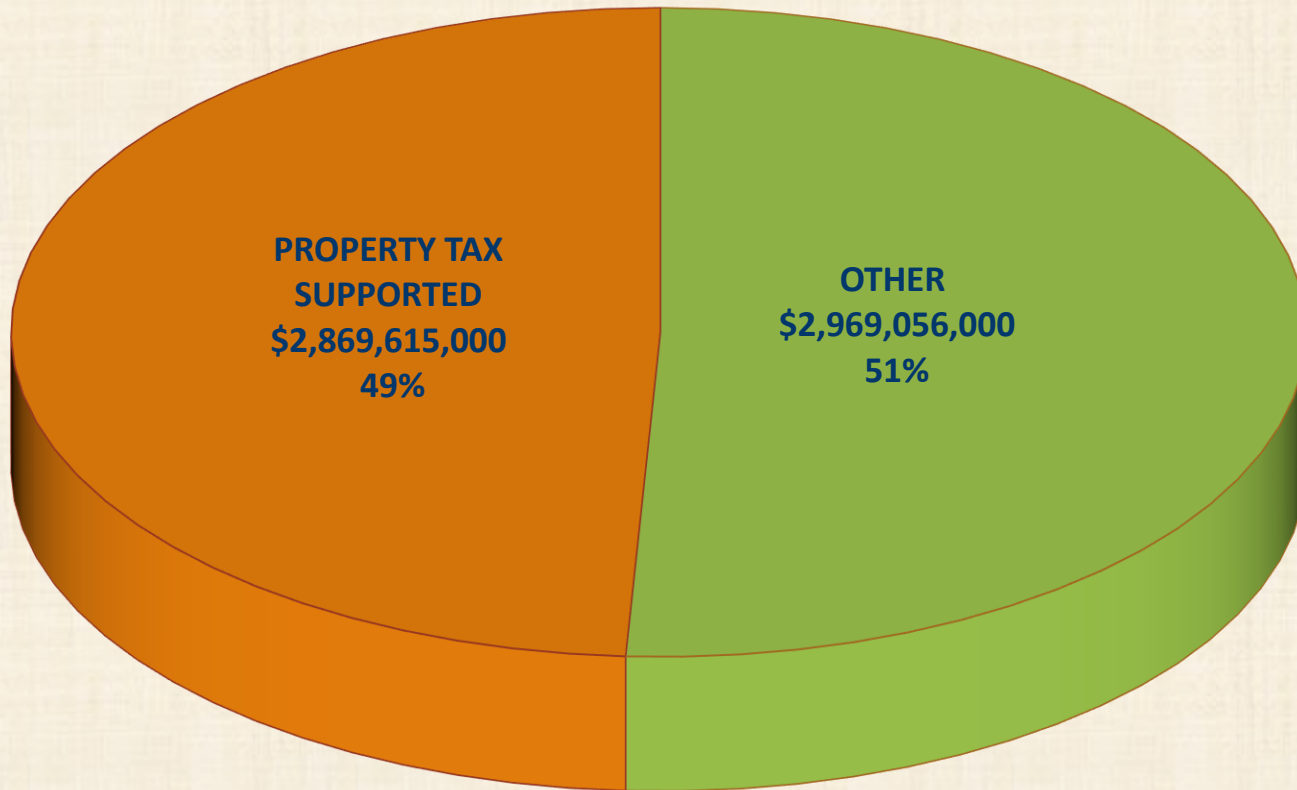
Office of Policy and Budgetary Affairs

Board of County Commissioners



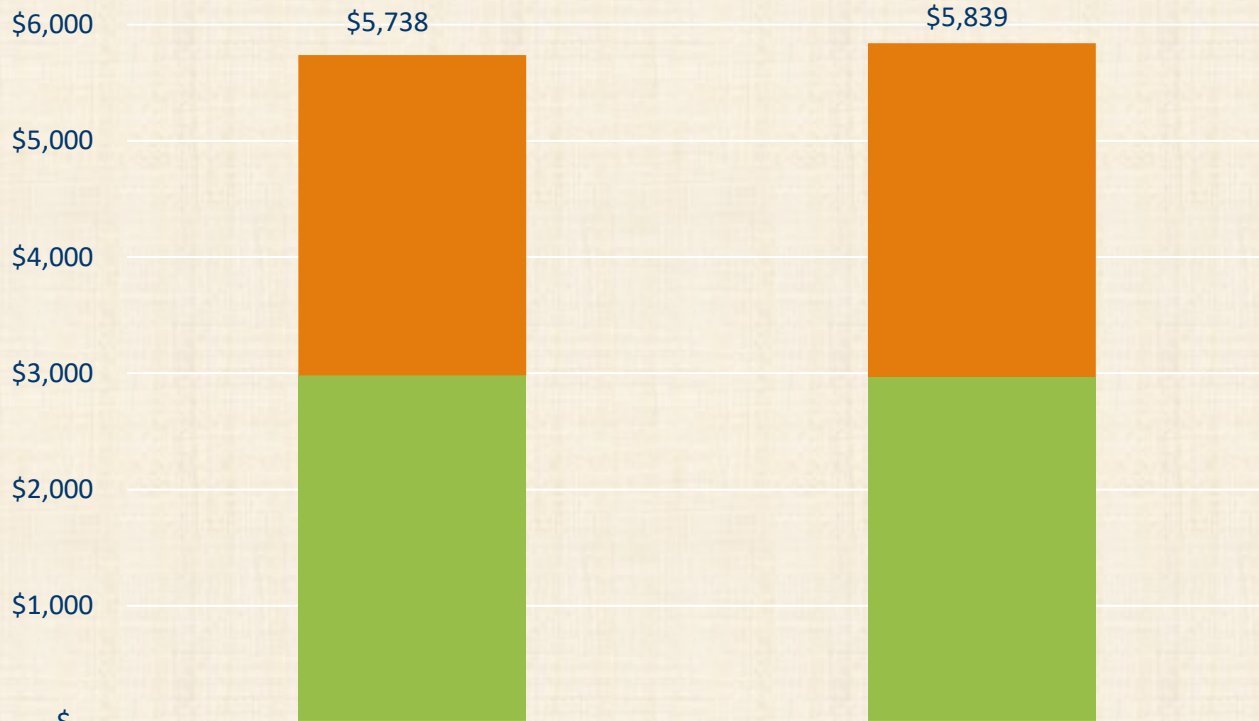
FY 2021-22 Proposed Budget

FY 2021-22 PROPOSED OPERATING BUDGET



FY 2021-22 Proposed Budget


FY 2021-22 PROPOSED OPERATING BUDGET BY FUNDING SOURCE



	FY 2020-21	FY 2021-22
Property Tax Revenue	\$2,757	\$2,870
Other Revenue	\$2,981	\$2,969


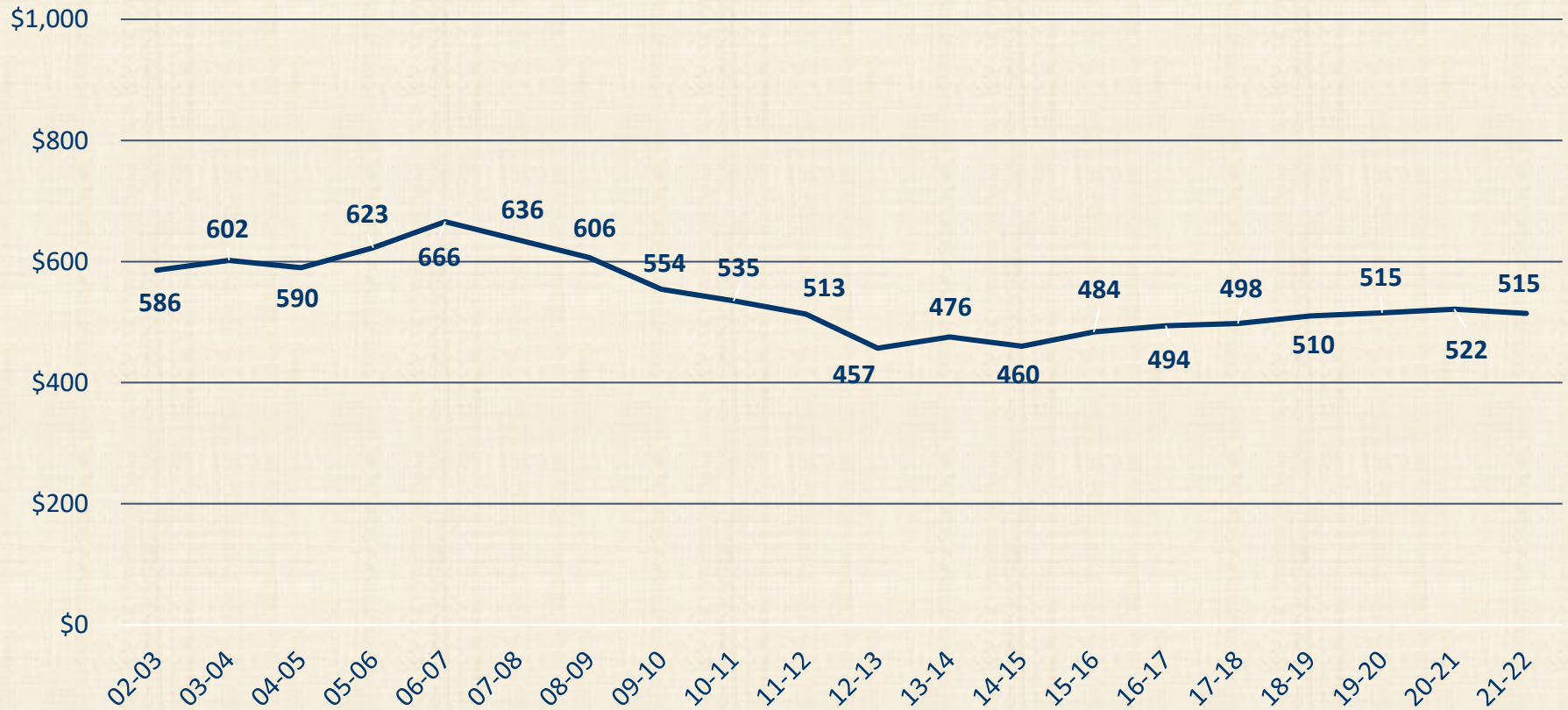
■ Other Revenue ■ Property Tax Revenue

Figures are shown in millions



Price of Government

General Fund Budget Per Capita Adjusted for Inflation



American Rescue Plan Act

Plan approved by BCC as Resolution No. R-777-21

Governmental Services and Revenue Replacement (\$321 million)

FY 2020-21	\$ 66 million
FY 2021-22	168 million
FY 2022-23	<u>87 million</u>
	\$ 321 million


Infrastructure (\$121 million)

Utility program for residents in qualified census tracts (\$50 million)

Water and sewer and resiliency projects (\$71 million)

District Designated Projects (\$26 million)


Economic and Social Impact Projects (\$59 million)



Federal Recovery Funding for Transit

Bill	Amount Received	Funds Allocated by Fiscal Year		
		FY 2020 & FY 2021	FY 2022	Total
CARES Act	\$222.6 million	\$162.7 million	\$59.9 million	\$222.6 million
CRRSA	\$105.6 million	-	\$105.6 million	\$105.6 million
ARPA	<u>\$249.4 million</u>	=	<u>\$9 million</u>	<u>\$9 million</u>
Total	\$577.6 million		Total Allocated	\$337.2 million
			Available	\$240.4 million

Not all funding is reflected in budget and in PTP proforma



Priority Services and Initiatives


Safety Net Pilot and Peace & Prosperity Plan

- Safety Net – Resolution No. R-478-21
- Peace and Prosperity – Resolution No. R-577-21




PTP Proforma

- Federal Funding Updates
- Farebox Revenue Projections
- Capital Project Reconciliation




Proposed Service Enhancements

	General Fund	Other Revenue	Total
Allocations to CBOs	\$2.417 million	-	\$2.417 million
Enhancements to Existing Services	\$20.082 million	\$22.276 million	\$42.358 million
New Services	<u>\$15.277 million</u>	<u>\$26.416 million</u>	<u>\$41.693 million</u>
Total	\$37.776 million	\$48.692 million	\$86.468 million



Proposed Service Reductions


	General Fund	Other Revenues
Allocations to CBOs	(\$723,000)	-
Reductions to Existing Services	=	<u>(\$1,698,073)</u>
Total	(\$723,000)	(\$1,698,073)



Proposed Revenue Adjustments


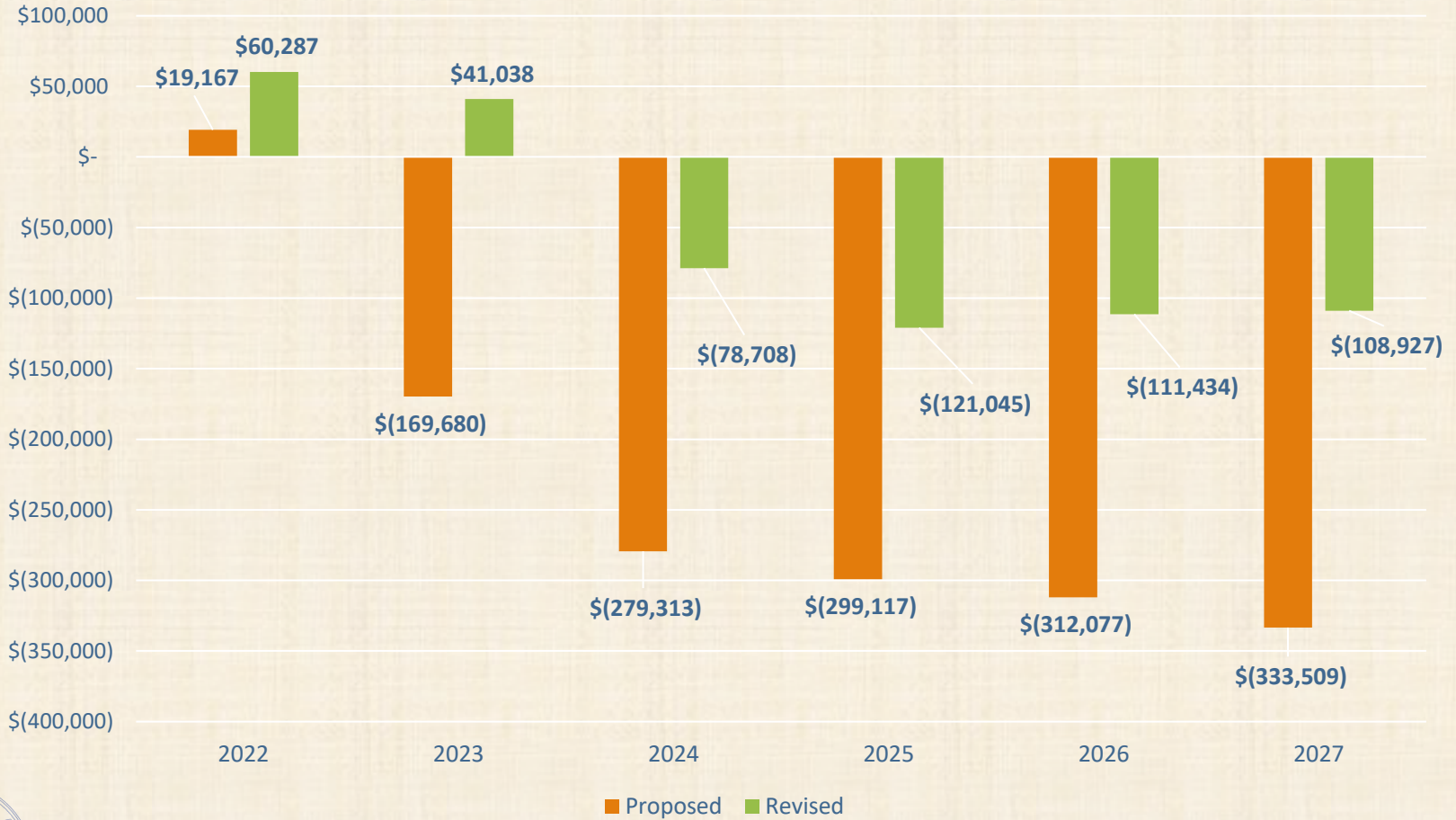
General Fund	Amount
Property Taxes	\$2,140,000
Sales Tax	\$11,242,000
Revenue Sharing	\$10,161,000
Utility Taxes	\$2,264,000
Administrative Reimbursement	\$22,293,000
HEX Reserve	(\$7,225,000)
General Fund Carryover	<u>\$16,933,000</u>
Total	\$57,808,000

Transient Lodging and Food and Beverage Taxes	Amount
CDT	\$12,081,000
TDT	\$3,758,000
TDT Surtax	\$4,492,000
PSFFT	\$1,849,000
Food and Beverage	<u>\$6,068,000</u>
Total	\$28,248,000



Five – Year Outlook

Five-Year Forecast for the General Fund



Office of Policy and Budgetary Affairs

First Budget
Hearing
September 14

Second Budget
Hearing
September 28

Questions?

