

Monthly Summary Investment Report

For the Period Ended

September 30, 2026



Miami-Dade County
Total Portfolio Summary
September 30, 2026

Portfolio Composition

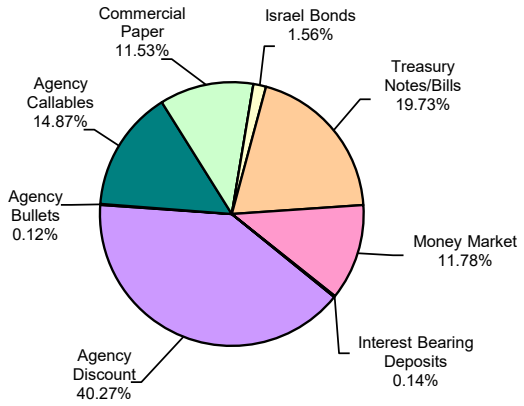

Portfolio Diversification

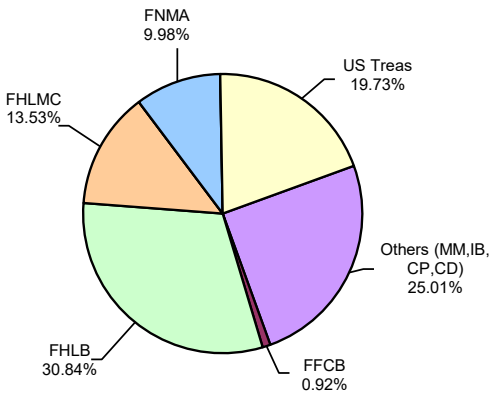

Portfolio Allocation By Fund

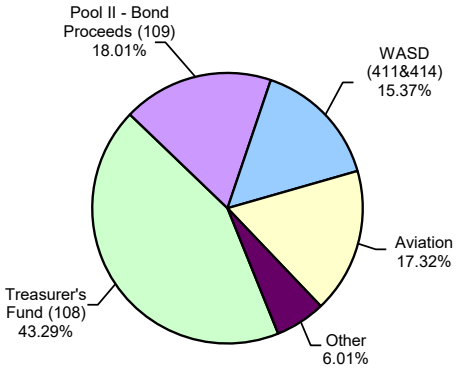

Maturity Summary

Maturity Schedule by Percentage

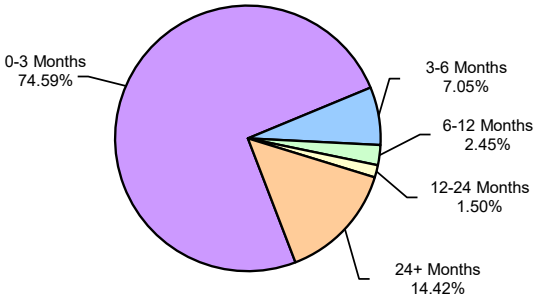

Maturity Schedule by Amount

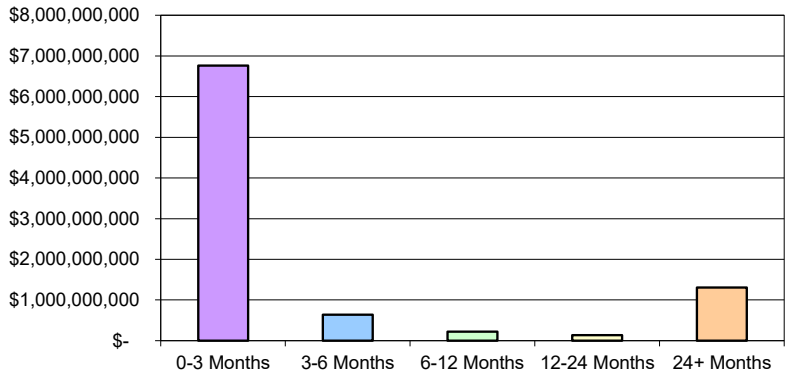

Miami-Dade County
Summary Statement
September 30, 2026

Portfolio Summary

	Current 9/30/2026	Previous Month 8/31/2026	Change from Prior Month	Previous Quarter 6/30/2026	Change from Prior Quarter
Par Value	$ 9,127,137,088.70	$ 9,218,524,896.50	$ (91,387,807.80)	$ 8,885,319,034.93	$ 241,818,053.77
Book Value	$ 9,064,294,311.61	$ 9,155,147,728.76	$ (90,853,417.15)	$ 8,810,362,174.71	$ 253,932,136.90
Market Value	$ 9,052,800,041.76	$ 9,170,073,731.09	$ (117,273,689.33)	$ 8,834,358,802.47	$ 218,441,239.29
Market Value as a % of Book Value	99.87%	100.16%	-0.29%	100.27%	-0.40%
Accrued Interest	$ 56,721,892.14	$ 58,555,484.16	$ (1,833,592.02)	$ 59,227,878.61	$ (2,505,986.47)
Total Value (Market Value+ Accrued Interest)	$ 9,109,521,933.90	$ 9,228,629,215.25	$ (119,107,281.35)	$ 8,893,586,681.08	$ 215,935,252.82
Interest Earned (Current Month)	$ 30,042,859.12	$ 27,955,270.87	$ 2,087,588.25	$ 29,017,447.55	$ 1,025,411.57
Interest Earned Fiscal YTD (10/1 - 9/30)	$ 357,010,548.10	$ 326,967,688.98	$ 30,042,859.12	$ 271,131,035.20	$ 85,879,512.90
Unrealized Gain (Loss)	$ (11,494,269.85)	$ 14,926,002.33	$ (26,420,272.18)	$ 23,996,627.76	$ (35,490,897.61)
Weighted Average Days to Maturity	244.0	245.0	-1.0	271.0	-27.0
Weighted Average Days to Call	77.0	80.0	-3.0	100.0	-23.0
Yield to Maturity	3.88%	3.76%	0.12%	3.75%	0.13%
Earned Income Yield for Period	3.83%	3.77%	0.06%	3.76%	0.07%
Earned Income Yield for Year to Date	3.79%	3.78%	0.01%	3.78%	0.01%

Yield Maturity Breakdown

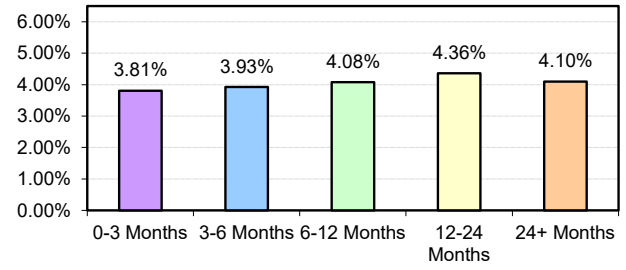

Policy Compliance

Security Type	% Limit	Current %	Result
Treasuries	100%	19.73%	PASS
Agencies	100%	40.39%	PASS
Agency Callables	25%	14.87%	PASS
Commercial Paper	50%	11.53%	PASS
-CP Single Issuer Max	*5%*	*2.65%*	PASS
Israel Bonds	3%	1.56%	PASS
Time Deposits	20%	0.00%	PASS
SBA/Investment Pools	50%	0.00%	PASS
Money Market Funds	30%	11.78%	PASS
Interest Bearing Deposit	20%	0.14%	PASS
Open/Closed End Funds	5%	0.00%	PASS

Note: The County currently holds $679 million in cash deposits with Wells Fargo Bank.
They are not included in the investment portfolio data presented here.

Miami-Dade County
Portfolio Composition
September 30, 2026

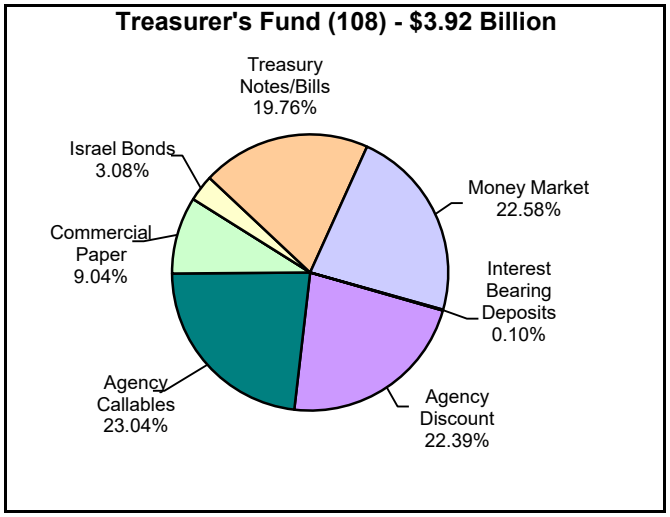

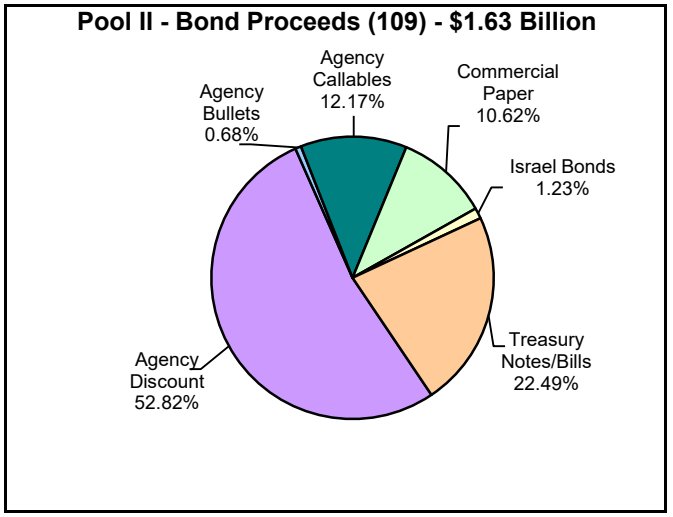

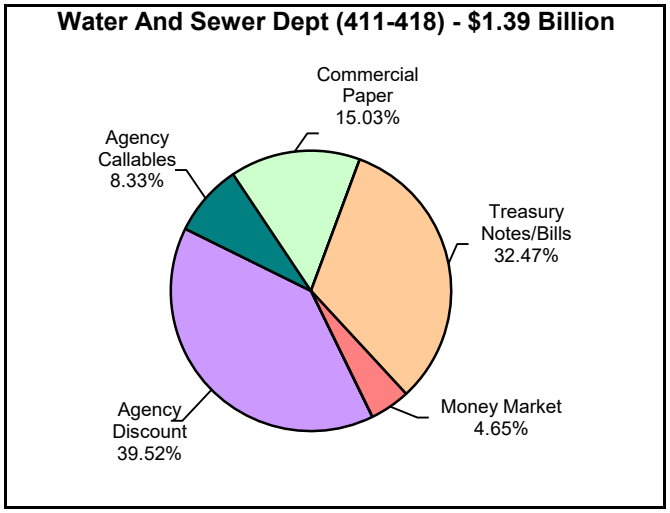

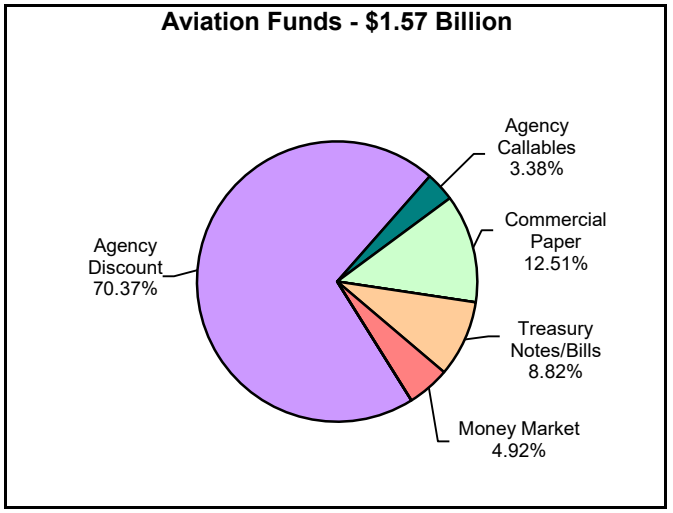

Note: Graphs above do not include miscellaneous funds totaling $544 million and representing 6% of the portfolio:
Public Housing & Community Development (Fund 300) $544 million

Miami-Dade County
Maturity Breakdown
September 30, 2026

Treasurer's Fund (108) - $3.92 Billion

Maturity Schedule by Percentage

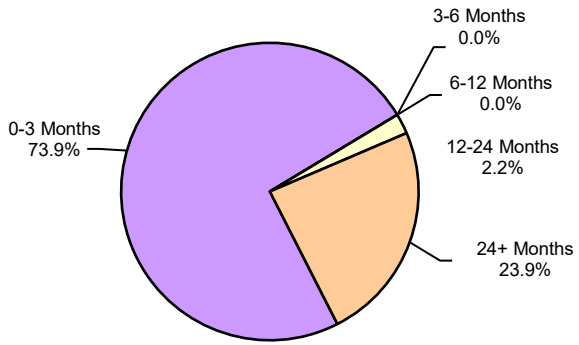

Maturity Schedule by Amount

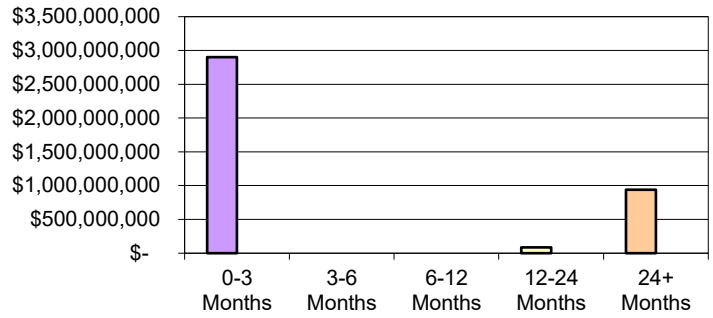

Pool II - Bond Proceeds (109) - $1.63 Billion

Maturity Schedule by Percentage

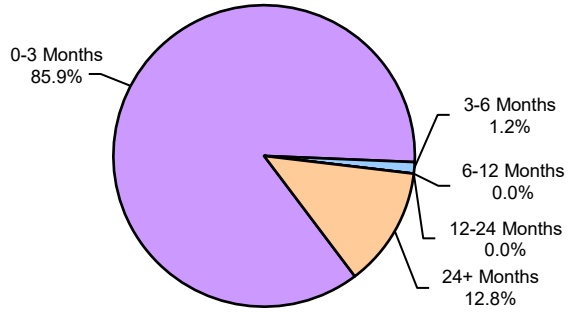

Maturity Schedule by Amount

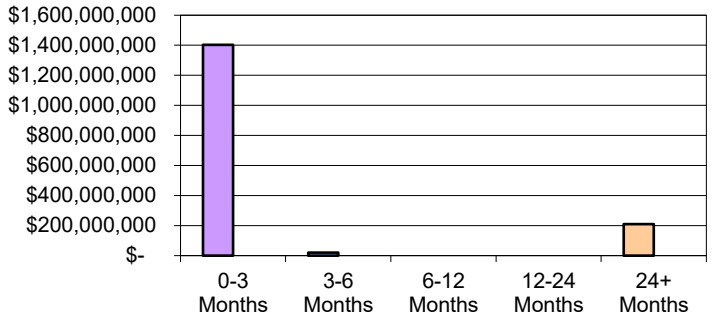

Miami-Dade County
Maturity Breakdown
September 30, 2026

Water and Sewer Department (411-418) - $1.39 Billion

Maturity Schedule by Percentage

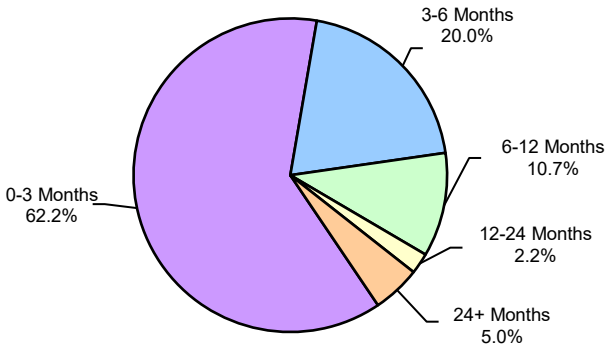

Maturity Schedule by Amount

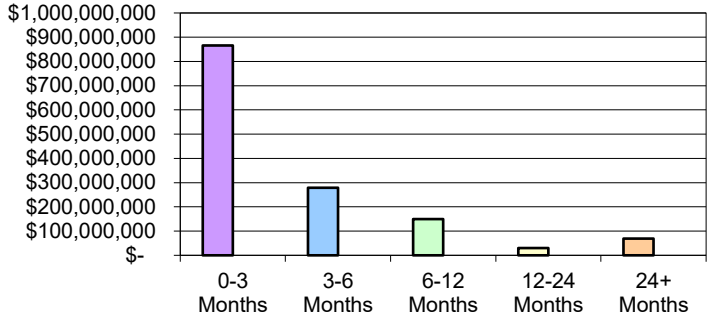

Aviation Department - $1.57 Billion

Maturity Schedule by Percentage

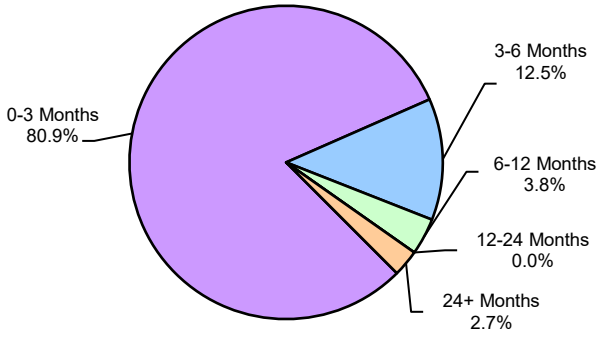

Maturity Schedule by Amount

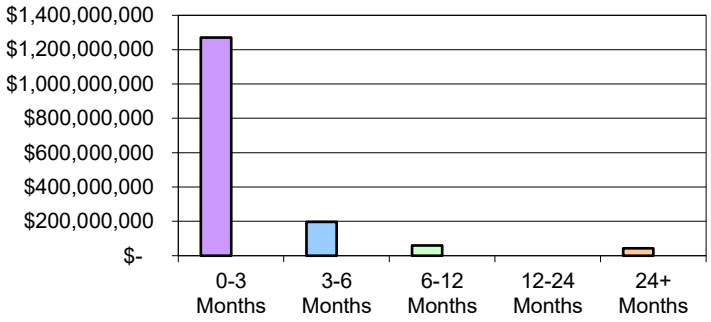

Note: Graphs above do not include miscellaneous funds totaling $544 million and representing 6% of the portfolio:
Public Housing & Community Development (Fund 300) $544 million

Miami-Dade County
Benchmark Comparisons
September 30, 2026

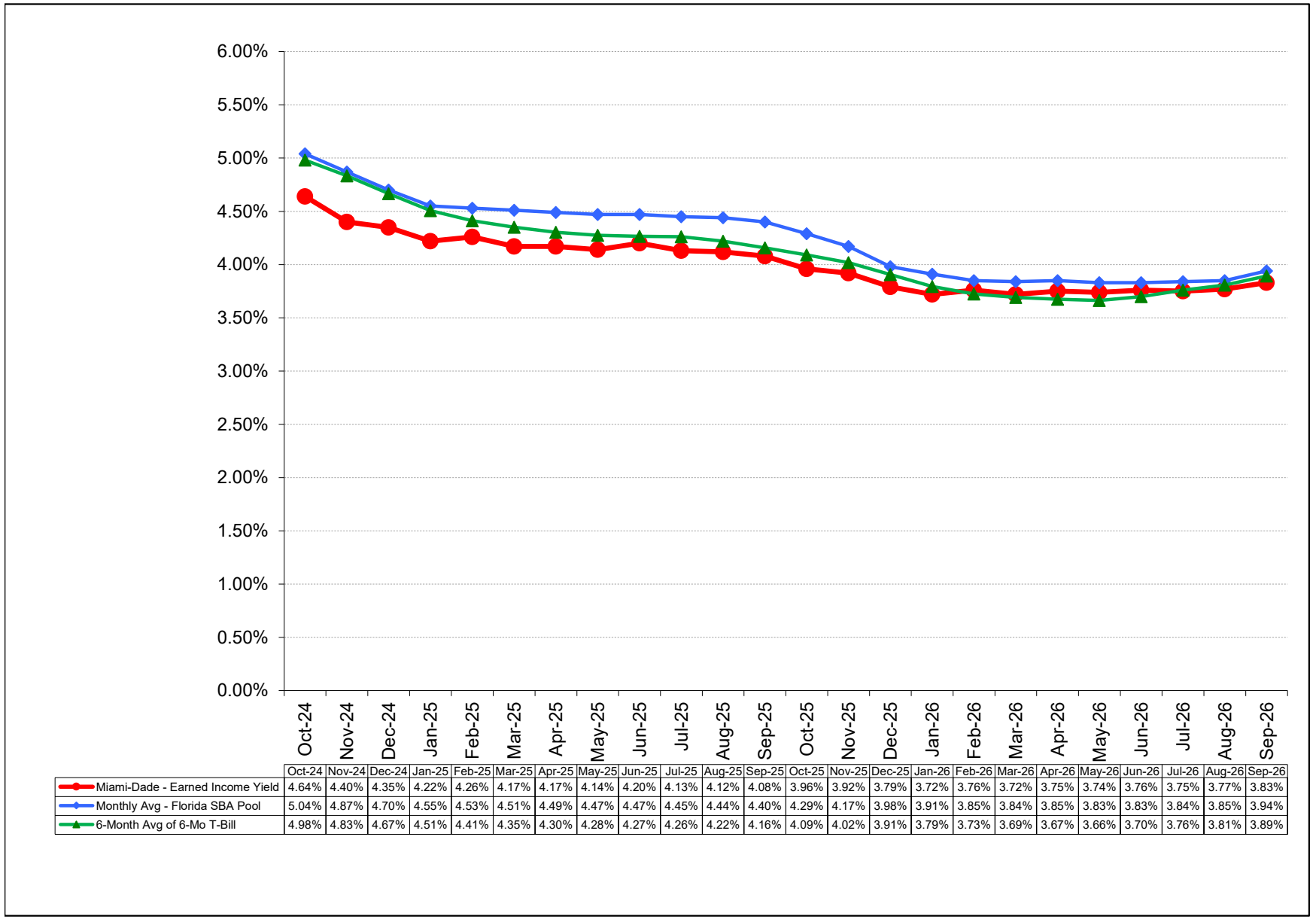

	Oct-24	Nov-24	Dec-24	Jan-25	Feb-25	Mar-25	Apr-25	May-25	Jun-25	Jul-25	Aug-25	Sep-25	Oct-25	Nov-25	Dec-25	Jan-26	Feb-26	Mar-26	Apr-26	May-26	Jun-26	Jul-26	Aug-26	Sep-26
Miami-Dade - Earned Income Yield	4.64%	4.40%	4.35%	4.22%	4.26%	4.17%	4.17%	4.14%	4.20%	4.13%	4.12%	4.08%	3.96%	3.92%	3.79%	3.72%	3.76%	3.72%	3.75%	3.74%	3.76%	3.75%	3.77%	3.83%
Monthly Avg - Florida SBA Pool	5.04%	4.87%	4.70%	4.55%	4.53%	4.51%	4.49%	4.47%	4.47%	4.45%	4.44%	4.40%	4.29%	4.17%	3.98%	3.91%	3.85%	3.84%	3.85%	3.83%	3.83%	3.84%	3.85%	3.94%
6-Month Avg of 6-Mo T-Bill	4.98%	4.83%	4.67%	4.51%	4.41%	4.35%	4.30%	4.28%	4.27%	4.26%	4.22%	4.16%	4.09%	4.02%	3.91%	3.79%	3.73%	3.69%	3.67%	3.66%	3.70%	3.76%	3.81%	3.89%

Miami-Dade County
Broker Purchase Distribution
September 30, 2026

Purchase Cost Breakdown

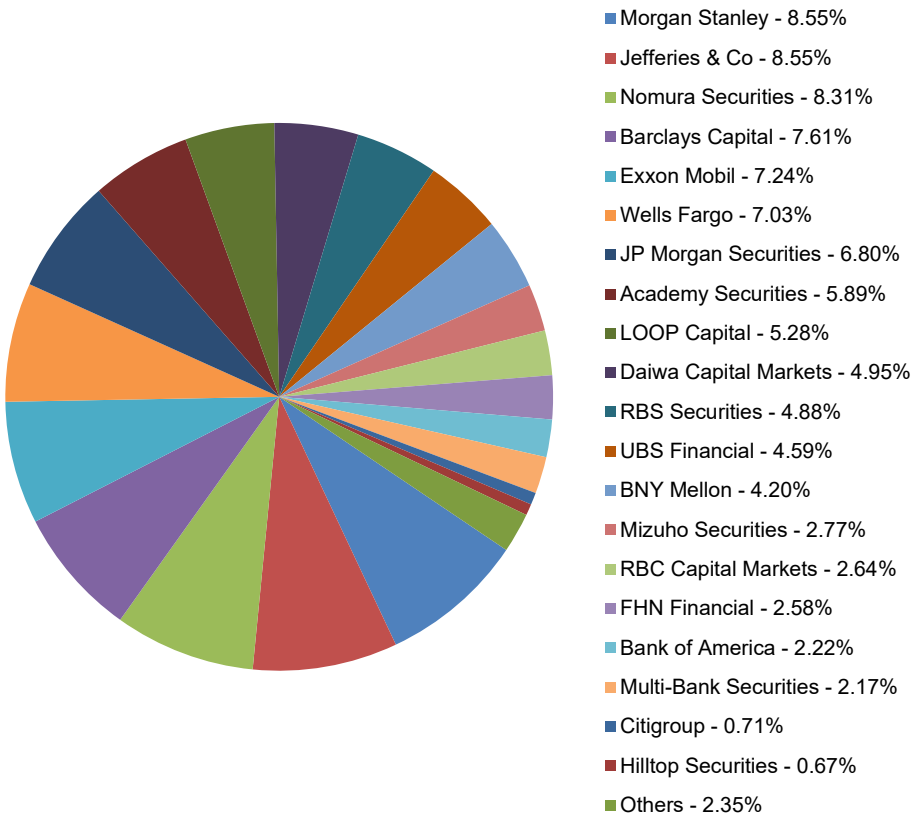

Transaction Breakdown

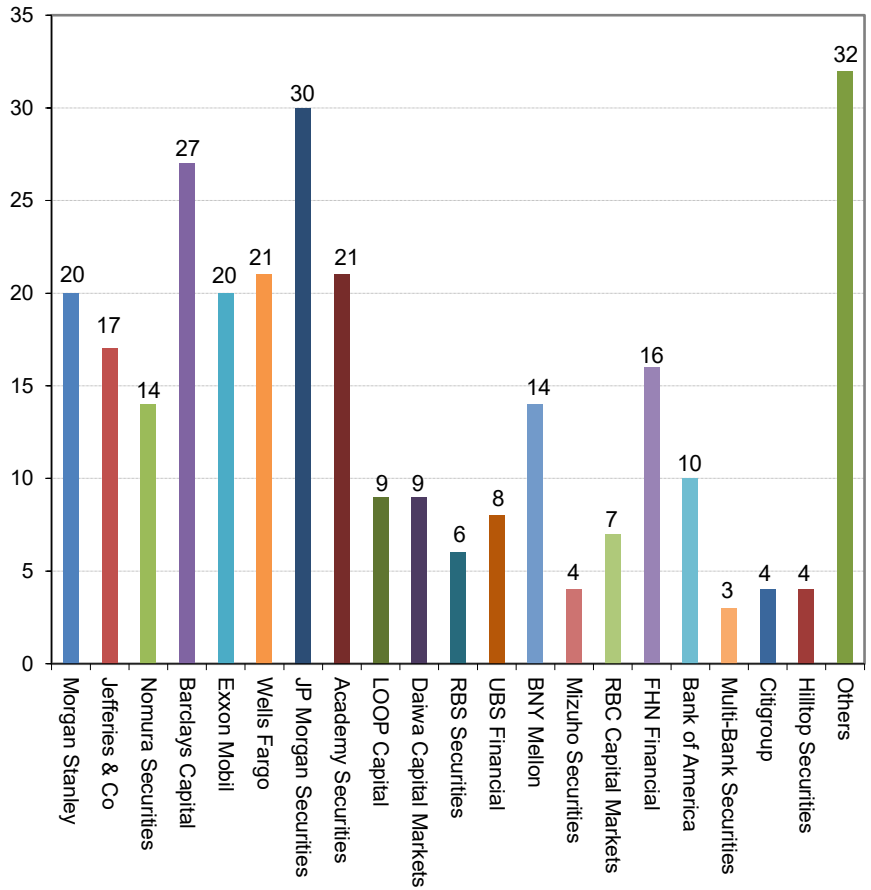



Detail Security Holdings Report

For the Period Ended

September 30, 2026



EOM - REPORT WRITER
Investment Inventory
Sorted by Fund
September 30, 2026

CUSIP	Investment #	Fund Number	Issuer	Purchase Date	Cur Rate	Par Value	Book Value	Market Value	Pur Accr Interest	Accrued Interest	Maturity Date	Call Date	Purchase Price	YTM	YTC	YTW	Unrealized G/L
WACHOVMM7	151194	108	Wells Fargo Interest Bearing Acct		0.480	3,887,061.65	3,887,061.65	3,887,061.65	0.00	1,533.82			100.000	0.480		0.480	0.00
825252885	181010	108	Invesco Money Market Fund		3.814	303,600,000.00	303,600,000.00	303,600,000.00	0.00	1,610,332.20			100.000	3.814		3.814	0.00
31607A703	170623	108	Fidelity Money Market Fund		3.760	312,500,000.00	312,500,000.00	312,500,000.00	0.00	1,604,686.37			100.000	3.760		3.760	0.00
09248U700	182950	108	BlackRock Money Market Fund	10/1/2025	3.781	270,000,000.00	270,000,000.00	270,000,000.00	0.00	1,131,854.78			100.000	3.781		3.781	0.00
4812C0670	182951	108	J.P. Morgan Money Market Fund		3.785	0.00	0.00	0.00	0.00	0.00			100.000	3.785		3.785	0.00
313385H82	200604	108	FHLB Disc Note	9/16/2026	3.760	49,430,000.00	49,352,559.67	49,424,760.42	0.00	77,440.33	10/1/2026		99.843	3.766		3.766	72,200.75
912797SA6	200623	108	U.S. Treasury Bill	9/17/2026	3.760	49,993,000.00	49,919,899.12	49,993,000.00	0.00	73,100.88	10/1/2026		99.854	3.818		3.818	73,100.88
912797SA6	200660	108	U.S. Treasury Bill	9/21/2026	3.781	49,996,000.00	49,943,490.31	49,996,000.00	0.00	52,509.69	10/1/2026		99.895	3.838		3.838	52,509.69
313385H90	200627	108	FHLB Disc Note	9/17/2026	3.830	30,048,000.00	30,000,048.40	30,041,629.82	0.00	44,754.83	10/2/2026		99.840	3.836		3.836	41,581.42
30229BK55	200669	108	Exxon Comm Paper	9/22/2026	3.900	50,000,000.00	49,929,583.33	49,973,100.00	0.00	48,750.00	10/5/2026		99.859	3.960		3.960	43,516.67
62479MK51	200717	108	MUFG Comm Paper	9/24/2026	3.860	49,387,000.00	49,328,750.78	49,360,380.41	0.00	37,067.69	10/5/2026		99.882	3.918		3.918	31,629.63
313385J49	200605	108	FHLB Disc Note	9/16/2026	3.800	49,320,000.00	49,221,086.00	49,293,909.72	0.00	78,090.00	10/5/2026		99.799	3.808		3.808	72,823.72
313385J56	200606	108	FHLB Disc Note	9/16/2026	3.800	49,200,000.00	49,096,133.33	49,168,758.00	0.00	77,900.00	10/6/2026		99.789	3.808		3.808	72,624.67
313397J51	200607	108	FHLMC Disc Note	9/16/2026	3.720	49,100,000.00	48,998,526.67	49,068,821.50	0.00	76,105.00	10/6/2026		99.793	3.728		3.728	70,294.83
912797VK0	200687	108	U.S. Treasury Bill	9/23/2026	3.781	49,317,000.00	49,249,664.49	49,291,207.21	0.00	41,437.24	10/6/2026		99.863	3.839		3.839	41,542.72
313385J64	200555	108	FHLB Disc Note	9/10/2026	3.681	25,000,000.00	24,930,981.25	24,981,475.00	0.00	53,681.25	10/7/2026		99.724	3.691		3.691	50,493.75
313385J64	200578	108	FHLB Disc Note	9/15/2026	3.780	50,000,000.00	49,884,500.00	49,962,950.00	0.00	84,000.00	10/7/2026		99.769	3.789		3.789	78,450.00
313385J64	200579	108	FHLB Disc Note	9/15/2026	3.770	49,998,000.00	49,882,810.16	49,960,951.48	0.00	83,774.43	10/7/2026		99.770	3.779		3.779	78,141.32
313385J72	200519	108	FHLB Disc Note	9/8/2026	3.690	18,224,000.00	18,167,961.20	18,208,564.27	0.00	42,963.08	10/8/2026		99.693	3.701		3.701	40,603.07
912797UJ4	200534	108	U.S. Treasury Bill	9/9/2026	3.666	40,018,000.00	39,899,820.18	39,988,426.70	0.00	89,653.66	10/8/2026		99.705	3.728		3.728	88,606.52
912797UJ4	200602	108	U.S. Treasury Bill	9/16/2026	3.766	49,985,000.00	49,869,962.30	49,948,061.09	0.00	78,434.80	10/8/2026		99.770	3.827		3.827	78,098.79
912797UJ4	200754	108	U.S. Treasury Bill	9/29/2026	3.841	50,000,000.00	49,951,993.75	49,963,050.00	0.00	10,668.06	10/8/2026		99.904	3.898		3.898	11,056.25
89233HK94	199671	108	Toyota Comm Paper	6/8/2026	3.810	39,500,000.00	38,985,808.75	39,461,487.50	0.00	480,747.92	10/9/2026		98.698	3.914		3.914	475,678.75
62479MKD4	200688	108	MUFG Comm Paper	9/23/2026	3.860	35,000,000.00	34,924,944.44	34,951,000.00	0.00	30,022.22	10/13/2026		99.786	3.922		3.922	26,055.56
313385K47	200670	108	FHLB Disc Note	9/22/2026	3.845	49,993,000.00	49,880,869.87	49,924,209.63	0.00	48,055.77	10/13/2026		99.776	3.854		3.854	43,339.76
912797VL8	200625	108	U.S. Treasury Bill	9/17/2026	3.810	38,105,000.00	38,000,161.50	38,056,454.23	0.00	56,451.50	10/13/2026		99.725	3.873		3.873	56,292.73
313385K54	200608	108	FHLB Disc Note	9/16/2026	3.850	23,912,000.00	23,840,396.84	23,876,562.42	0.00	38,358.84	10/14/2026		99.701	3.862		3.862	36,165.58
313385K62	200718	108	FHLB Disc Note	9/24/2026	3.815	15,000,000.00	14,966,618.75	14,976,195.00	0.00	11,127.08	10/15/2026		99.777	3.824		3.824	9,576.25
313397K67	200716	108	FHLMC Disc Note	9/24/2026	3.810	49,550,000.00	49,439,875.13	49,471,364.15	0.00	36,708.29	10/15/2026		99.778	3.818		3.818	31,489.02
313589K69	200730	108	FNMA Disc Note	9/25/2026	3.810	49,990,000.00	49,884,187.83	49,910,665.87	0.00	31,743.65	10/15/2026		99.788	3.818		3.818	26,478.04
313385K70	200600	108	FHLB Disc Note	9/16/2026	3.815	50,000,000.00	49,841,041.67	49,915,350.00	0.00	79,479.16	10/16/2026		99.682	3.827		3.827	74,308.33
313397K75	200744	108	FHLMC Disc Note	9/28/2026	3.810	49,665,000.00	49,570,388.18	49,580,917.16	0.00	15,768.64	10/16/2026		99.810	3.817		3.817	10,528.98
62479MKK8	200745	108	MUFG Comm Paper	9/28/2026	3.860	44,200,000.00	44,100,476.33	44,109,566.80	0.00	14,217.67	10/19/2026		99.775	3.922		3.922	9,090.47
313385L38	200659	108	FHLB Disc Note	9/21/2026	3.850	49,997,000.00	49,841,939.86	49,891,156.35	0.00	53,469.01	10/20/2026		99.690	3.862		3.862	49,216.49
912797VM6	200686	108	U.S. Treasury Bill	9/23/2026	3.811	50,000,000.00	49,857,087.50	49,898,450.00	0.00	42,344.44	10/20/2026		99.714	3.875		3.875	41,362.50
912797UL9	200743	108	U.S. Treasury Bill	9/28/2026	3.856	49,774,000.00	49,646,047.64	49,662,058.27	0.00	15,994.05	10/22/2026		99.743	3.920		3.920	16,010.63
912797UL9	200755	108	U.S. Treasury Bill	9/29/2026	3.860	49,999,000.00	49,875,696.91	49,886,552.25	0.00	10,722.01	10/22/2026		99.753	3.923		3.923	10,855.34
313385L61	200746	108	FHLB Disc Note	9/28/2026	3.865	41,624,000.00	41,512,280.03	41,522,687.18	0.00	13,406.40	10/23/2026		99.732	3.875		3.875	10,407.15
313385L95	200658	108	FHLB Disc Note	9/21/2026	3.860	49,980,000.00	49,792,436.17	49,842,455.04	0.00	53,589.67	10/26/2026		99.625	3.875		3.875	50,018.87
313385M29	200671	108	FHLB Disc Note	9/22/2026	3.840	20,000,000.00	19,925,333.33	19,942,860.00	0.00	19,200.00	10/27/2026		99.627	3.854		3.854	17,526.67
912797VN4	200731	108	U.S. Treasury Bill	9/25/2026	3.831	49,993,000.00	49,822,757.17	49,853,869.48	0.00	31,920.53	10/27/2026		99.659	3.897		3.897	31,112.31
912797VN4	200732	108	U.S. Treasury Bill	9/25/2026	3.839	49,992,000.00	49,821,427.30	49,852,872.26	0.00	31,982.38	10/27/2026		99.659	3.905		3.905	31,444.96
912797VN4	200747	108	U.S. Treasury Bill	9/28/2026	3.885	30,338,000.00	30,243,066.92	30,253,569.35	0.00	9,820.66	10/27/2026		99.687	3.951		3.951	10,502.43
912797VN4	200756	108	U.S. Treasury Bill	9/29/2026	3.883	49,998,000.00	49,847,000.48	49,858,855.57	0.00	10,785.68	10/27/2026		99.698	3.949		3.949	11,855.09
313385M45	200748	108	FHLB Disc Note	9/28/2026	3.840	25,690,000.00	25,605,051.73	25,611,157.39	0.00	8,220.80	10/29/2026		99.669	3.853		3.853	6,105.66
89233HL28	199672	108	Toyota Comm Paper	6/8/2026	3.810	12,602,000.00	12,405,944.39	12,556,645.40	0.00	153,376.84	11/2/2026		98.444	3.924		3.924	150,701.01
89233HL44	199291	108	Toyota Comm Paper	4/29/2026	3.760	25,000,000.00	24,506,500.00	24,904,475.00	0.00	404,722.22	11/4/2026		98.026	3.886		3.886	397,975.00
912797UM7	200749	108	U.S. Treasury Bill	9/28/2026	3.940	20,000,000.00	19,916,822.22	19,923,980.00	0.00	6,566.67	11/5/2026		99.584	4.011		4.011	7,157.78
912797UM7	200757	108	U.S. Treasury Bill	9/29/2026	3.910	49,995,000.00	49,794,089.54	49,804,969.01	0.00	10,860.02	11/5/2026		99.598	3.980		3.980	10,879.47
48306BL94	200496	108	Kaiser Comm Paper	9/3/2026	3.800	40,291,000.00	40,006,053.09	40,110,294.87	0.00	119,082.29	11/9/2026		99.293	3.880		3.880	104,241.78
313385N77	200769	108	FHLB Disc Note	9/30/2026	3.905	35,152,000.00	34,999,479.38	34,998,877.89	0.00	3,813.02	11/9/2026		99.566	3.922		3.922	(601.49)
89233HLG7	198773	108	Toyota Comm Paper	3/4/2026	3.710	49,660,000.00	48,344,741.11	49,403,655.08	0.00	1,079,842.90	11/16/2026		97.351	3.842		3.842	1,058,913.97
912797UZ8	200758	108	U.S. Treasury Bill	9/29/2026	3.963	49,991,000.00	49,710,338.03	49,721,548.51	0.00	11,006.35	11/19/2026		99.439	4.041		4.041	11,210.48
91411UM36	200689	108	Univ of California Comm Paper	9/23/2026	4.010	12,358,000.00	12,260,265.38	12,260,265.38	0.00	11,012.35	12/3/2026		99.209	4.098		4.098	0.00
46514X2H1	195083	108	State of Israel Jubilee Bonds	2/1/2025	5.220	66,000,000.00	66,000,000.00	65,680,428.00	0.00	1,444,152.33	2/1/2028		100.000	4.473		4.473	(319,572.00)
46514X2M0	195550	108	State of Israel Jubilee Bonds	4/1/2025	4.740	20,000,000.00	20,000,000.00	19,891,080.00	0.00	397,380.82	4/1/2028		100.000	4.746		4.746	(108,920.00)

EOM - REPORT WRITER
Investment Inventory
Sorted by Fund
September 30, 2026

CUSIP	Investment #	Fund Number	Issuer	Purchase Date	Cur Rate	Par Value	Book Value	Market Value	Pur Accr Interest	Accrued Interest	Maturity Date	Call Date	Purchase Price	YTM	YTC	YTW	Unrealized G/L
46514X3B3	197381	108	State of Israel Jubilee Bonds	11/1/2025	4.460	25,000,000.00	25,000,000.00	24,840,850.00	0.00	467,383.56	11/1/2028		100.000	4.460		4.460	(159,150.00)
46514X3F4	198154	108	State of Israel Jubilee Bonds	1/1/2026	4.490	10,000,000.00	10,000,000.00	10,000,000.00	0.00	188,210.96	1/1/2029		100.000	4.494		4.494	0.00
3134HCCT4	197923	108	FHLMC Callable Bond	12/12/2025	4.000	18,000,000.00	17,998,614.17	17,623,044.00	0.00	226,000.00	6/8/2029	12/8/2026	99.990	4.003	4.010	4.003	(375,570.17)
3136GC2C8	197327	108	FNMA Callable Bond	10/29/2025	4.010	18,000,000.00	18,000,000.00	17,173,458.00	0.00	190,475.00	6/26/2030	6/26/2027	100.000	4.011	4.013	4.011	(826,542.00)
3130B7D84	196514	108	FHLB Callable Bond	8/6/2025	4.200	9,200,000.00	9,200,000.00	8,884,164.00	0.00	59,033.33	8/6/2030	8/6/2027	100.000	4.200		4.200	(315,836.00)
3136GASW0	196832	108	FNMA Callable Bond	9/18/2025	4.160	25,000,000.00	25,000,000.00	24,132,500.00	0.00	78,000.00	9/4/2030	11/4/2026	100.000	4.160	4.160	4.160	(867,500.00)
3136GAS83	196758	108	FNMA Callable Bond	9/10/2025	4.000	10,000,000.00	9,980,685.83	9,638,690.00	0.00	23,333.33	9/10/2030	3/10/2027	99.755	4.055	4.170	4.055	(341,995.83)
3136GARW1	196784	108	FNMA Callable Bond	9/12/2025	4.000	15,000,000.00	14,973,356.25	14,340,690.00	0.00	31,666.67	9/12/2030	12/12/2026	99.775	4.050	4.156	4.050	(632,666.25)
3134HBN80	196809	108	FHLMC Callable Bond	9/16/2025	4.130	28,000,000.00	28,000,000.00	27,035,400.00	0.00	48,183.33	9/16/2030	12/16/2026	100.000	4.130	4.130	4.130	(964,600.00)
3134HBS36	196860	108	FHLMC Callable Bond	9/22/2025	4.085	20,000,000.00	20,000,000.00	19,380,380.00	0.00	29,502.78	9/18/2030	12/18/2026	100.000	4.085	4.085	4.085	(619,620.00)
3134HBR60	197217	108	FHLMC Callable Bond	10/20/2025	4.300	24,000,000.00	23,995,156.59	23,370,000.00	0.00	34,400.00	9/19/2030	12/19/2026	99.975	4.305	4.316	4.305	(625,156.59)
3134HBR60	197253	108	FHLMC Callable Bond	10/22/2025	4.300	22,000,000.00	22,000,000.00	21,422,500.00	0.00	31,533.33	9/19/2030	12/19/2026	100.000	4.299	4.298	4.298	(577,500.00)
3134HBW31	197089	108	FHLMC Callable Bond	10/8/2025	4.000	12,000,000.00	12,000,000.00	11,579,472.00	0.00	230,666.67	10/8/2030	4/8/2027	100.000	4.000		4.000	(420,528.00)
3130B8CG5	197291	108	FHLB Callable Bond	10/24/2025	4.020	25,000,000.00	25,000,000.00	24,192,850.00	0.00	463,416.67	10/15/2030	10/15/2026	100.000	4.020	4.020	4.020	(807,150.00)
3136GAZN2	197301	108	FNMA Callable Bond	10/27/2025	4.010	15,000,000.00	15,000,000.00	14,458,110.00	0.00	277,358.33	10/15/2030	10/15/2026	100.000	4.010		4.010	(541,890.00)
3130B8E65	197326	108	FHLB Callable Bond	10/29/2025	4.000	22,000,000.00	22,000,000.00	21,166,288.00	0.00	403,333.33	10/16/2030	10/16/2026	100.000	4.000		4.000	(833,712.00)
3134HBZ38	197206	108	FHLMC Callable Bond	10/17/2025	4.200	20,000,000.00	20,000,000.00	19,337,540.00	0.00	382,666.67	10/17/2030	10/17/2026	100.000	4.200	4.200	4.200	(662,460.00)
3134HBZ38	197207	108	FHLMC Callable Bond	10/17/2025	4.200	26,000,000.00	26,000,000.00	25,138,802.00	0.00	497,466.67	10/17/2030	10/17/2026	100.000	4.200	4.200	4.200	(861,198.00)
3130B82Q4	197238	108	FHLB Callable Bond	10/21/2025	4.125	16,750,000.00	16,750,000.00	15,950,539.25	0.00	307,083.33	10/21/2030		100.000	4.125		4.125	(799,460.75)
3134HCGD5	197922	108	FHLMC Callable Bond	12/12/2025	4.200	27,000,000.00	27,000,000.00	26,027,946.00	0.00	346,500.00	12/11/2030		100.000	4.200		4.200	(972,054.00)
3134HCLV9	198080	108	FHLMC Callable Bond	12/30/2025	4.125	30,000,000.00	30,000,000.00	28,769,880.00	0.00	360,937.50	12/16/2030	12/16/2026	100.000	4.125		4.125	(1,230,120.00)
3134HCLP2	198042	108	FHLMC Callable Bond	12/24/2025	4.200	18,000,000.00	18,000,000.00	17,106,480.00	0.00	216,300.00	12/18/2030		100.000	4.200		4.200	(893,520.00)
3134HCLP2	198107	108	FHLMC Callable Bond	12/31/2025	4.200	35,000,000.00	35,000,000.00	33,262,600.00	0.00	420,583.33	12/18/2030		100.000	4.200		4.200	(1,737,400.00)
3134HCHQ5	198043	108	FHLMC Callable Bond	12/24/2025	4.300	30,000,000.00	30,000,000.00	29,102,670.00	0.00	347,583.33	12/24/2030	10/24/2026	100.000	4.300	4.300	4.300	(897,330.00)
3136GCCS2	198108	108	FNMA Callable Bond	12/31/2025	4.225	20,000,000.00	20,000,000.00	19,273,780.00	0.00	220,638.89	12/27/2030	10/27/2026	100.000	4.223	4.225	4.223	(726,220.00)
3134HCLL1	198079	108	FHLMC Callable Bond	12/30/2025	4.000	9,250,000.00	9,250,000.00	8,965,396.00	0.00	93,527.78	12/30/2030	10/30/2026	100.000	4.374	4.000	4.000	(284,604.00)
3136GCD28	198164	108	FNMA Callable Bond	1/6/2026	4.000	15,000,000.00	15,000,000.00	14,386,545.00	0.00	141,666.67	1/6/2031	1/6/2027	100.000	4.000		4.000	(613,455.00)
3134HCME6	198334	108	FHLMC Callable Bond	1/21/2026	4.300	25,000,000.00	25,000,000.00	24,191,575.00	0.00	250,833.33	1/7/2031	11/7/2026	100.000	4.300	4.300	4.300	(808,425.00)
3136GCDA0	198205	108	FNMA Callable Bond	1/8/2026	4.170	15,000,000.00	15,000,000.00	14,389,725.00	0.00	144,212.50	1/8/2031	1/8/2027	100.000	4.170	4.170	4.170	(610,275.00)
3134HCMR7	198204	108	FHLMC Step-Up Bond	1/8/2026	4.000	18,000,000.00	18,000,000.00	17,492,976.00	0.00	166,000.00	1/8/2031	1/8/2027	100.000	4.000	4.000	4.000	(507,024.00)
3134HCNX3	198398	108	FHLMC Callable Bond	1/27/2026	4.300	25,000,000.00	25,000,000.00	24,130,575.00	0.00	232,916.67	1/13/2031	10/13/2026	100.000	4.300	4.300	4.300	(869,425.00)
3136GCDU6	198307	108	FNMA Callable Bond	1/16/2026	4.210	20,000,000.00	20,000,000.00	19,210,320.00	0.00	175,416.67	1/16/2031	10/16/2026	100.000	4.210	4.210	4.210	(789,680.00)
3136GCEQ4	198362	108	FNMA Callable Bond	1/22/2026	4.250	16,000,000.00	16,000,000.00	15,506,480.00	0.00	130,333.33	1/22/2031	10/22/2026	100.000	4.250	4.250	4.250	(493,520.00)
3134HCMW6	198397	108	FHLMC Step-Up Bond	1/27/2026	4.000	10,000,000.00	9,997,406.67	9,749,900.00	0.00	71,111.11	1/27/2031	10/27/2026	99.970	4.361	4.031	4.031	(247,506.67)
3136GCHG3	198407	108	FNMA Callable Bond	1/28/2026	4.250	18,000,000.00	18,000,000.00	17,369,064.00	0.00	133,875.00	1/28/2031	10/28/2026	100.000	4.250	4.250	4.250	(630,936.00)
3136GCK38	198408	108	FNMA Callable Bond	1/28/2026	4.250	25,000,000.00	25,000,000.00	24,123,700.00	0.00	185,937.50	1/28/2031	10/28/2026	100.000	4.250	4.250	4.250	(876,300.00)
3136GCGW9	198420	108	FNMA Callable Bond	1/29/2026	4.200	15,000,000.00	15,000,000.00	14,473,395.00	0.00	108,500.00	1/29/2031	10/29/2026	100.000	4.200	4.200	4.200	(526,605.00)
3136GCLG8	198605	108	FNMA Callable Bond	2/17/2026	4.310	25,000,000.00	25,000,000.00	24,174,600.00	0.00	167,611.11	2/5/2031	11/5/2026	100.000	4.310	4.310	4.310	(825,400.00)
3134HCTC3	198523	108	FHLMC Callable Bond	2/6/2026	4.200	35,000,000.00	35,000,000.00	34,024,095.00	0.00	224,583.33	2/6/2031	11/6/2026	100.000	4.200	4.200	4.200	(975,905.00)
3134HCTC3	198577	108	FHLMC Callable Bond	2/12/2026	4.200	13,000,000.00	12,998,865.94	12,637,521.00	0.00	83,416.67	2/6/2031	11/6/2026	99.990	4.202	4.210	4.202	(361,344.94)
3134HCTY5	198551	108	FHLMC Callable Bond	2/11/2026	4.250	29,875,000.00	29,875,000.00	28,997,601.13	0.00	176,345.49	2/11/2031	11/11/2026	100.000	4.250	4.250	4.250	(877,398.87)
3130B9EA4	198707	108	FHLB Callable Bond	2/26/2026	4.300	10,000,000.00	10,000,000.00	9,528,130.00	0.00	58,527.78	2/12/2031	10/12/2026	100.000	4.300	4.300	4.300	(471,870.00)
3134HCUY3	198604	108	FHLMC Callable Bond	2/17/2026	4.150	25,000,000.00	24,996,717.71	24,130,925.00	0.00	138,333.33	2/13/2031	11/13/2026	99.985	4.153	4.165	4.153	(865,792.71)
3134HCXH7	198879	108	FHLMC Callable Bond	3/16/2026	4.250	15,000,000.00	15,000,000.00	14,647,065.00	0.00	49,583.33	3/3/2031	11/3/2026	100.000	4.250	4.250	4.250	(352,935.00)
3136GCP25	198755	108	FNMA Callable Bond	3/3/2026	4.250	22,000,000.00	22,000,000.00	20,954,692.00	0.00	72,722.22	3/3/2031	11/3/2026	100.000	4.250	4.250	4.250	(1,045,308.00)
3136GCRG2	198885	108	FNMA Callable Bond	3/17/2026	4.270	12,000,000.00	12,000,000.00	11,471,460.00	0.00	39,853.33	3/3/2031	11/3/2026	100.000	4.270	4.270	4.270	(528,540.00)
3136GCRA5	198932	108	FNMA Callable Bond	3/20/2026	4.250	20,000,000.00	20,000,000.00	19,422,600.00	0.00	49,583.33	3/10/2031	11/10/2026	100.000	4.250	4.260	4.250	(577,400.00)
		108 Total				**3,931,427,061.65**	**3,923,799,763.22**	**3,895,365,615.69**	**0.00**	**18,961,837.78**							**(28,434,147.53)**
31607A703	165749	109	Fidelity Money Market Fund	10/1/2025	3.760	0.00	0.00	0.00	0.00	0.00			100.000	3.760		3.760	0.00
09248U700	185328	109	BlackRock Money Market Fund	10/1/2025	3.781	0.00	0.00	0.00	0.00	0.00			100.000	3.781		3.781	0.00
912797SA6	200400	109	U.S. Treasury Bill	8/26/2026	3.630	49,993,000.00	49,811,525.41	49,993,000.00	0.00	181,474.59	10/1/2026		99.637	3.694		3.694	181,474.59
313385H90	200583	109	FHLB Disc Note	9/15/2026	3.755	28,300,000.00	28,249,818.60	28,294,000.40	0.00	47,229.55	10/2/2026		99.823	3.762		3.762	44,181.80
313385H90	200651	109	FHLB Disc Note	9/18/2026	3.830	49,960,000.00	49,885,587.36	49,949,408.48	0.00	69,097.45	10/2/2026		99.851	3.836		3.836	63,821.12
313397H95	200662	109	FHLMC Disc Note	9/21/2026	3.730	49,995,000.00	49,938,019.59	49,984,401.06	0.00	51,800.37	10/2/2026		99.886	3.734		3.734	46,381.47
14912EK55	200723	109	Caterpillar Comm Paper	9/24/2026	3.930	21,092,000.00	21,066,672.02	21,080,589.23	0.00	16,117.81	10/5/2026		99.880	3.989		3.989	13,917.21
62479MK51	200630	109	MUFG Comm Paper	9/17/2026	3.860	25,495,000.00	25,445,794.65	25,481,258.20	0.00	38,270.83	10/5/2026		99.807	3.921		3.921	35,463.55

EOM - REPORT WRITER
Investment Inventory
Sorted by Fund
September 30, 2026

CUSIP	Investment #	Fund Number	Issuer	Purchase Date	Cur Rate	Par Value	Book Value	Market Value	Pur Accr Interest	Accrued Interest	Maturity Date	Call Date	Purchase Price	YTM	YTC	YTW	Unrealized G/L
89233HK52	200557	109	Toyota Comm Paper	9/10/2026	3.750	19,700,000.00	19,648,697.92	19,689,342.30	0.00	43,093.75	10/5/2026		99.740	3.812		3.812	40,644.38
912797VK0	200572	109	U.S. Treasury Bill	9/14/2026	3.702	23,553,000.00	23,499,722.46	23,540,681.78	0.00	41,169.01	10/6/2026		99.774	3.761		3.761	40,959.32
313385J64	200582	109	FHLB Disc Note	9/15/2026	3.770	47,069,000.00	46,960,558.25	47,034,121.87	0.00	78,866.73	10/7/2026		99.770	3.779		3.779	73,563.62
14912EK89	200690	109	Caterpillar Comm Paper	9/23/2026	3.910	27,136,000.00	27,091,790.93	27,112,473.09	0.00	23,578.17	10/8/2026		99.837	3.971		3.971	20,682.16
313385J72	200522	109	FHLB Disc Note	9/8/2026	3.690	14,876,000.00	14,830,256.30	14,863,400.03	0.00	35,070.17	10/8/2026		99.693	3.701		3.701	33,143.73
313385J80	200566	109	FHLB Disc Note	9/11/2026	3.790	3,985,000.00	3,973,253.11	3,981,206.28	0.00	8,390.64	10/9/2026		99.705	3.801		3.801	7,953.17
313589J87	200536	109	FNMA Disc Note	9/9/2026	3.665	33,816,000.00	33,712,720.30	33,783,807.17	0.00	75,738.45	10/9/2026		99.695	3.676		3.676	71,086.87
313385K47	200672	109	FHLB Disc Note	9/22/2026	3.845	36,080,000.00	35,999,075.57	36,030,353.92	0.00	34,681.90	10/13/2026		99.776	3.854		3.854	31,278.35
313385K47	200771	109	FHLB Disc Note	9/30/2026	3.830	23,724,000.00	23,691,188.39	23,691,355.78	0.00	2,523.97	10/13/2026		99.862	3.835		3.835	167.39
313397K42	200629	109	FHLMC Disc Note	9/17/2026	3.795	30,085,000.00	30,002,542.03	30,043,603.04	0.00	44,400.45	10/13/2026		99.726	3.805		3.805	41,061.01
313385K54	200609	109	FHLB Disc Note	9/16/2026	3.850	26,088,000.00	26,009,880.93	26,049,337.58	0.00	41,849.50	10/14/2026		99.701	3.862		3.862	39,456.65
313385K54	200650	109	FHLB Disc Note	9/18/2026	3.840	49,770,000.00	49,631,971.20	49,696,240.86	0.00	69,014.40	10/14/2026		99.723	3.851		3.851	64,269.66
313385K54	200653	109	FHLB Disc Note	9/18/2026	3.840	13,239,000.00	13,202,283.84	13,219,379.80	0.00	18,358.08	10/14/2026		99.723	3.851		3.851	17,095.96
313589K69	200631	109	FNMA Disc Note	9/17/2026	3.840	23,573,000.00	23,502,595.31	23,535,589.65	0.00	35,202.35	10/15/2026		99.701	3.852		3.852	32,994.34
912797UK1	200763	109	U.S. Treasury Bill	9/29/2026	3.857	20,000,000.00	19,965,720.00	19,970,340.00	0.00	4,285.00	10/15/2026		99.829	3.917		3.917	4,620.00
313385K70	200649	109	FHLB Disc Note	9/18/2026	3.848	49,790,000.00	49,640,984.06	49,705,705.53	0.00	69,185.97	10/16/2026		99.701	3.860		3.860	64,721.47
313385K70	200663	109	FHLB Disc Note	9/21/2026	3.848	23,124,000.00	23,062,207.53	23,084,851.07	0.00	24,716.99	10/16/2026		99.733	3.858		3.858	22,643.54
313385L20	200673	109	FHLB Disc Note	9/22/2026	3.845	23,335,000.00	23,267,707.69	23,288,073.32	0.00	22,430.77	10/19/2026		99.712	3.856		3.856	20,365.63
313385L20	200691	109	FHLB Disc Note	9/23/2026	3.840	16,742,000.00	16,695,568.85	16,708,331.84	0.00	14,286.51	10/19/2026		99.723	3.851		3.851	12,762.99
313385L20	200721	109	FHLB Disc Note	9/24/2026	3.820	49,461,000.00	49,329,790.96	49,361,533.93	0.00	36,738.53	10/19/2026		99.735	3.830		3.830	31,742.97
912797VM6	200734	109	U.S. Treasury Bill	9/25/2026	3.827	49,431,000.00	49,299,647.42	49,330,605.64	0.00	31,524.62	10/20/2026		99.734	3.890		3.890	30,958.22
313385L46	200719	109	FHLB Disc Note	9/24/2026	3.810	49,792,000.00	49,649,719.36	49,681,362.18	0.00	36,887.57	10/21/2026		99.714	3.821		3.821	31,642.82
912797UL9	200750	109	U.S. Treasury Bill	9/28/2026	3.844	13,475,000.00	13,440,468.07	13,444,694.73	0.00	4,316.49	10/22/2026		99.744	3.907		3.907	4,226.66
912797UL9	200762	109	U.S. Treasury Bill	9/29/2026	3.863	36,247,000.00	36,157,541.40	36,165,480.50	0.00	7,779.01	10/22/2026		99.753	3.926		3.926	7,939.10
313385L61	200733	109	FHLB Disc Note	9/25/2026	3.862	49,965,000.00	49,814,916.24	49,843,385.19	0.00	32,160.81	10/23/2026		99.700	3.874		3.874	28,468.95
313385L61	200735	109	FHLB Disc Note	9/25/2026	3.865	44,076,000.00	43,943,502.65	43,968,719.02	0.00	28,392.29	10/23/2026		99.699	3.877		3.877	25,216.37
313385L95	200661	109	FHLB Disc Note	9/21/2026	3.860	50,000,000.00	49,812,361.11	49,862,400.00	0.00	53,611.11	10/26/2026		99.625	3.875		3.875	50,038.89
313385M29	200720	109	FHLB Disc Note	9/24/2026	3.835	49,724,000.00	49,549,199.42	49,581,938.53	0.00	37,078.91	10/27/2026		99.648	3.849		3.849	32,739.11
313385M37	200722	109	FHLB Disc Note	9/24/2026	3.830	28,000,000.00	27,898,717.78	27,917,036.00	0.00	20,852.22	10/28/2026		99.638	3.844		3.844	18,318.22
912797SK4	200759	109	U.S. Treasury Bill	9/29/2026	3.873	49,997,000.00	49,835,655.51	49,847,308.98	0.00	10,756.30	10/29/2026		99.677	3.939		3.939	11,653.47
912797SK4	200761	109	U.S. Treasury Bill	9/29/2026	3.860	49,153,000.00	48,994,891.18	49,005,835.92	0.00	10,540.59	10/29/2026		99.678	3.926		3.926	10,944.74
912797VP9	200760	109	U.S. Treasury Bill	9/29/2026	3.918	49,996,000.00	49,805,581.21	49,817,514.28	0.00	10,881.07	11/3/2026		99.619	3.987		3.987	11,933.07
912797UM7	200770	109	U.S. Treasury Bill	9/30/2026	3.872	26,430,000.00	26,327,676.26	26,329,539.57	0.00	2,842.33	11/5/2026		99.613	3.941		3.941	1,863.31
89233HLG7	198708	109	Toyota Comm Paper	2/26/2026	3.700	20,000,000.00	19,459,388.89	19,896,760.00	0.00	446,055.55	11/16/2026		97.297	3.833		3.833	437,371.11
91411ULH6	200628	109	Univ of California Comm Paper	9/17/2026	4.000	37,805,000.00	37,548,766.03	37,548,766.03	0.00	58,807.80	11/17/2026		99.322	4.083		4.083	0.00
21920PLJ4	200674	109	Cornell Univ Comm Paper	9/22/2026	3.970	23,333,000.00	23,186,332.65	23,186,332.65	0.00	23,158.00	11/18/2026		99.371	4.051		4.051	0.00
46514XX95	195084	109	State of Israel Jubilee Bonds	2/1/2025	4.780	9,000,000.00	9,000,000.00	8,987,427.00	0.00	180,330.41	2/1/2027		100.000	3.823		3.823	(12,573.00)
3133EP6K6	192686	109	FFCB Bullet	3/26/2024	4.500	11,050,000.00	11,049,659.80	11,059,392.50	0.00	6,906.25	3/26/2027		99.981	4.507		4.507	9,732.70
3134HBZ61	197219	109	FHLMC Callable Bond	10/20/2025	4.000	18,000,000.00	18,000,000.00	17,739,522.00	0.00	322,000.00	10/20/2028	10/20/2026	100.000	4.000	4.000	4.000	(260,478.00)
46515DRZ7	199884	109	State of Israel Jubilee Bonds	7/1/2026	4.950	11,000,000.00	11,000,000.00	11,000,000.00	0.00	139,150.00	7/1/2029		100.000	1.342		1.342	0.00
3135GAVR9	197374	109	FNMA Callable Bond	11/3/2025	4.030	9,000,000.00	8,994,812.46	8,782,614.00	0.00	172,282.50	10/10/2029	10/10/2026	99.925	4.050	4.110	4.050	(212,198.46)
3136GAMX4	196545	109	FNMA Callable Bond	8/8/2025	4.000	10,000,000.00	10,000,000.00	9,628,750.00	0.00	58,888.89	8/8/2030	2/8/2027	100.000	4.000		4.000	(371,250.00)
3134HBX48	197924	109	FHLMC Callable Bond	12/12/2025	4.000	24,975,000.00	24,959,385.23	23,899,926.15	0.00	477,300.00	10/9/2030	4/9/2027	99.925	4.016		4.016	(1,059,459.08)
3134HBX48	197925	109	FHLMC Callable Bond	12/12/2025	4.000	15,000,000.00	14,999,374.78	14,354,310.00	0.00	286,666.67	10/9/2030	4/9/2027	99.995	4.000		4.000	(645,064.78)
3136GC2Y0	197414	109	FNMA Callable Bond	11/5/2025	4.250	12,000,000.00	12,000,000.00	11,677,836.00	0.00	206,833.33	11/5/2030	11/5/2026	100.000	4.250	4.250	4.250	(322,164.00)
3136GC4R3	197453	109	FNMA Callable Bond	11/7/2025	4.000	15,000,000.00	15,000,000.00	14,411,220.00	0.00	240,000.00	11/7/2030	5/7/2027	100.000	4.000		4.000	(588,780.00)
3134HCHH5	197944	109	FHLMC Callable Bond	12/16/2025	4.000	8,700,000.00	8,700,000.00	8,343,682.80	0.00	101,500.00	12/16/2030		100.000	4.000		4.000	(356,317.20)
3134HCLP2	198207	109	FHLMC Callable Bond	1/8/2026	4.200	30,000,000.00	30,000,000.00	28,510,800.00	0.00	360,500.00	12/18/2030		100.000	4.200		4.200	(1,489,200.00)
3134HCJS9	198017	109	FHLMC Callable Bond	12/23/2025	4.070	15,000,000.00	15,000,000.00	14,432,145.00	0.00	166,191.67	12/23/2030	12/23/2026	100.000	4.070		4.070	(567,855.00)
3136GCDL6	198244	109	FNMA Callable Bond	1/13/2026	4.150	12,000,000.00	12,000,000.00	11,630,256.00	0.00	107,900.00	1/13/2031	10/13/2026	100.000	4.150	4.150	4.150	(369,744.00)
3134HCRK7	198433	109	FHLMC Callable Bond	1/30/2026	4.300	15,000,000.00	15,000,000.00	14,477,040.00	0.00	136,166.67	1/15/2031	10/15/2026	100.000	4.300	4.300	4.300	(522,960.00)
3136GCPP4	198772	109	FNMA Callable Bond	3/3/2026	4.220	14,000,000.00	14,000,000.00	13,334,440.00	0.00	45,951.11	3/3/2031	11/3/2026	100.000	4.220	4.220	4.220	(665,560.00)
		109 Total				**1,637,130,000.00**	**1,632,543,530.71**	**1,626,869,426.88**	**0.00**	**4,951,784.11**							**(5,674,103.83)**
WACHOVIA8	151203	300	Wells Fargo Interest Bearing Acct		0.480	8,701,890.16	8,701,890.16	8,701,890.16	0.00	719.61			100.000	0.480		0.480	0.00
825252885	184865	300	Invesco Money Market Fund		3.814	7,600,000.00	7,600,000.00	7,600,000.00	0.00	23,345.91			100.000	3.814		3.814	0.00
31607A703	168034	300	Fidelity Money Market Fund		3.760	25,000,000.00	25,000,000.00	25,000,000.00	0.00	75,326.64			100.000	3.760		3.760	0.00

EOM - REPORT WRITER
Investment Inventory
Sorted by Fund
September 30, 2026

CUSIP	Investment #	Fund Number	Issuer	Purchase Date	Cur Rate	Par Value	Book Value	Market Value	Pur Accr Interest	Accrued Interest	Maturity Date	Call Date	Purchase Price	YTM	YTC	YTW	Unrealized G/L
09248U700	186939	300	BlackRock Money Market Fund		3.781	5,792,467.93	5,792,467.93	5,792,467.93	0.00	43,376.03			100.000	3.781		3.781	0.00
4812C0670	184103	300	J.P. Morgan Money Market Fund	10/1/2025	3.785	1,505,982.99	1,505,982.99	1,505,982.99	0.00	25,150.77			100.000	3.785		3.785	0.00
912797SA6	199414	300	U.S. Treasury Bill	5/11/2026	3.576	3,500,000.00	3,450,290.62	3,500,000.00	0.00	49,709.38	10/1/2026		98.580	3.677		3.677	49,709.38
313385H90	199604	300	FHLB Disc Note	6/2/2026	3.615	5,000,000.00	4,938,745.83	4,998,940.00	0.00	60,752.09	10/2/2026		98.775	3.660		3.660	60,194.17
313385J49	199473	300	FHLB Disc Note	5/15/2026	3.605	3,000,000.00	2,957,040.42	2,998,413.00	0.00	41,757.91	10/5/2026		98.568	3.657		3.657	41,372.58
313385J56	199474	300	FHLB Disc Note	5/15/2026	3.605	3,000,000.00	2,956,740.00	2,998,095.00	0.00	41,757.92	10/6/2026		98.558	3.658		3.658	41,355.00
313385J64	199528	300	FHLB Disc Note	5/21/2026	3.600	3,500,000.00	3,451,350.00	3,497,406.50	0.00	46,550.00	10/7/2026		98.610	3.651		3.651	46,056.50
912797UJ4	199415	300	U.S. Treasury Bill	5/11/2026	3.569	3,500,000.00	3,447,955.00	3,497,413.50	0.00	49,616.23	10/8/2026		98.513	3.673		3.673	49,458.50
313385J80	199507	300	FHLB Disc Note	5/20/2026	3.595	4,000,000.00	3,943,278.89	3,996,192.00	0.00	53,525.55	10/9/2026		98.582	3.647		3.647	52,913.11
98459SKD9	200203	300	Yale Univ Comm Paper	8/6/2026	3.750	5,000,000.00	4,964,580.00	4,992,945.00	0.00	29,169.41	10/13/2026		99.292	3.830		3.830	28,365.00
313385K47	199529	300	FHLB Disc Note	5/21/2026	3.605	3,500,000.00	3,449,179.51	3,495,184.00	0.00	46,614.66	10/13/2026		98.548	3.658		3.658	46,004.49
313589K51	199549	300	FNMA Disc Note	5/26/2026	3.590	3,500,000.00	3,450,787.08	3,494,813.00	0.00	44,675.56	10/14/2026		98.594	3.641		3.641	44,025.92
91411UKF1	200018	300	Univ of California Comm Paper	7/21/2026	3.800	5,000,000.00	4,954,611.11	4,954,611.11	0.00	38,000.00	10/15/2026		99.092	3.888		3.888	0.00
912797UK1	199424	300	U.S. Treasury Bill	5/12/2026	3.615	3,000,000.00	2,953,011.50	2,995,551.00	0.00	42,771.58	10/15/2026		98.434	3.723		3.723	42,539.50
313589K77	199554	300	FNMA Disc Note	5/27/2026	3.585	4,000,000.00	3,943,436.67	3,993,228.00	0.00	50,588.33	10/16/2026		98.586	3.636		3.636	49,791.33
313385L20	199666	300	FHLB Disc Note	6/5/2026	3.635	3,500,000.00	3,451,937.22	3,492,961.50	0.00	41,701.53	10/19/2026		98.627	3.686		3.686	41,024.28
16085HKL9	200168	300	Carolinas Health Comm Paper	8/4/2026	3.850	5,000,000.00	4,958,826.40	4,958,826.40	0.00	31,013.88	10/20/2026		99.177	3.936		3.936	0.00
98459SKL1	200632	300	Yale Univ Comm Paper	9/17/2026	3.871	5,000,000.00	4,982,260.00	4,989,085.00	0.00	7,526.06	10/20/2026		99.645	3.938		3.938	6,825.00
313385L38	199682	300	FHLB Disc Note	6/9/2026	3.640	4,000,000.00	3,946,208.89	3,991,532.00	0.00	46,106.67	10/20/2026		98.655	3.690		3.690	45,323.11
47805GKM3	200032	300	Johns Hopkins Comm Paper	7/22/2026	3.870	5,000,000.00	4,951,087.50	4,988,485.00	0.00	38,162.50	10/21/2026		99.022	3.963		3.963	37,397.50
313385L46	199690	300	FHLB Disc Note	6/10/2026	3.640	2,000,000.00	1,973,104.44	1,995,556.00	0.00	22,851.11	10/21/2026		98.655	3.690		3.690	22,451.56
912797UL9	199435	300	U.S. Treasury Bill	5/13/2026	3.614	3,000,000.00	2,951,211.00	2,993,253.00	0.00	42,464.50	10/22/2026		98.374	3.725		3.725	42,042.00
313385L61	199544	300	FHLB Disc Note	5/22/2026	3.625	4,000,000.00	3,937,972.22	3,990,264.00	0.00	53,166.67	10/23/2026		98.449	3.682		3.682	52,291.78
313385L95	199704	300	FHLB Disc Note	6/11/2026	3.650	4,000,000.00	3,944,438.89	3,988,992.00	0.00	45,422.22	10/26/2026		98.611	3.701		3.701	44,553.11
313385M29	199712	300	FHLB Disc Note	6/12/2026	3.650	3,000,000.00	2,958,329.17	2,991,429.00	0.00	33,762.50	10/27/2026		98.611	3.701		3.701	33,099.83
313385M37	199489	300	FHLB Disc Note	5/19/2026	3.600	5,000,000.00	4,919,000.00	4,985,185.00	0.00	67,500.00	10/28/2026		98.380	3.659		3.659	66,185.00
912797SK4	199436	300	U.S. Treasury Bill	5/13/2026	3.609	3,000,000.00	2,949,169.03	2,991,018.00	0.00	42,409.27	10/29/2026		98.306	3.723		3.723	41,848.97
313385M52	199582	300	FHLB Disc Note	5/29/2026	3.620	3,000,000.00	2,953,543.33	2,990,475.00	0.00	37,708.34	10/30/2026		98.451	3.677		3.677	36,931.67
07286GL28	200153	300	Baylor Scott Comm Paper	8/3/2026	3.860	2,000,000.00	1,980,485.56	1,980,485.56	0.00	12,652.22	11/2/2026		99.024	3.952		3.952	0.00
07286NL23	199779	300	Baylor Univ Comm Paper	6/22/2026	3.880	3,500,000.00	3,449,829.44	3,449,829.44	0.00	38,099.45	11/2/2026		98.567	3.991		3.991	0.00
21920PL21	199810	300	Cornell Univ Comm Paper	6/24/2026	3.900	2,000,000.00	1,971,616.67	1,971,616.67	0.00	21,450.00	11/2/2026		98.581	4.011		4.011	0.00
313385M86	199732	300	FHLB Disc Note	6/16/2026	3.655	3,000,000.00	2,957,662.92	2,989,221.00	0.00	32,590.41	11/2/2026		98.589	3.707		3.707	31,558.08
16085HL38	200233	300	Carolinas Health Comm Paper	8/11/2026	3.850	5,000,000.00	4,955,083.35	4,955,083.35	0.00	27,270.82	11/3/2026		99.102	3.939		3.939	0.00
313589M91	199763	300	FNMA Disc Note	6/18/2026	3.695	3,000,000.00	2,957,507.50	2,988,894.00	0.00	32,331.25	11/3/2026		98.584	3.748		3.748	31,386.50
313385N28	199841	300	FHLB Disc Note	6/29/2026	3.715	5,000,000.00	4,933,955.56	4,980,945.00	0.00	48,501.39	11/4/2026		98.679	3.765		3.765	46,989.44
912797UM7	199718	300	U.S. Treasury Bill	6/15/2026	3.649	3,000,000.00	2,956,519.66	2,988,597.00	0.00	32,838.30	11/5/2026		98.551	3.754		3.754	32,077.34
313385N44	199846	300	FHLB Disc Note	6/30/2026	3.730	4,000,000.00	3,946,536.67	3,983,884.00	0.00	38,543.33	11/6/2026		98.663	3.781		3.781	37,347.33
313385N77	199854	300	FHLB Disc Note	7/1/2026	3.740	4,000,000.00	3,945,562.22	3,982,576.00	0.00	38,231.11	11/9/2026		98.639	3.792		3.792	37,013.78
313385N85	199885	300	FHLB Disc Note	7/2/2026	3.710	3,500,000.00	3,452,749.03	3,484,376.00	0.00	32,823.19	11/10/2026		98.650	3.761		3.761	31,626.97
48306BLC7	200234	300	Kaiser Comm Paper	8/11/2026	3.850	5,000,000.00	4,950,270.83	4,975,860.00	0.00	27,270.84	11/12/2026		99.005	3.943		3.943	25,589.17
912797UY1	199745	300	U.S. Treasury Bill	6/17/2026	3.639	2,000,000.00	1,970,083.44	1,990,786.00	0.00	21,426.73	11/12/2026		98.504	3.745		3.745	20,702.56
313385P34	199892	300	FHLB Disc Note	7/6/2026	3.715	4,000,000.00	3,946,338.89	3,980,836.00	0.00	35,911.67	11/13/2026		98.658	3.766		3.766	34,497.11
3130APL37	185627	300	FHLB Callable Bond	11/16/2021	1.400	2,000,000.00	2,000,000.00	1,992,824.00	0.00	10,500.00	11/16/2026		100.000	1.400		1.400	(7,176.00)
62479MLH4	199898	300	MUFG Comm Paper	7/7/2026	3.930	3,500,000.00	3,449,182.92	3,481,859.50	0.00	32,859.16	11/17/2026		98.548	4.043		4.043	32,676.58
21920PLJ4	200675	300	Cornell Univ Comm Paper	9/22/2026	3.970	5,000,000.00	4,968,570.83	4,968,570.83	0.00	4,962.50	11/18/2026		99.371	4.051		4.051	0.00
313385P83	199897	300	FHLB Disc Note	7/7/2026	3.730	5,000,000.00	4,930,580.56	4,973,320.00	0.00	44,552.77	11/18/2026		98.612	3.783		3.783	42,739.44
912797UZ8	199792	300	U.S. Treasury Bill	6/23/2026	3.738	5,000,000.00	4,922,654.51	4,973,050.00	0.00	51,909.72	11/19/2026		98.453	3.849		3.849	50,395.49
313385Q25	199906	300	FHLB Disc Note	7/8/2026	3.750	4,000,000.00	3,943,750.00	3,977,788.00	0.00	35,416.67	11/20/2026		98.594	3.803		3.803	34,038.00
313385Q58	199922	300	FHLB Disc Note	7/9/2026	3.745	5,000,000.00	4,928,740.97	4,970,600.00	0.00	43,691.67	11/23/2026		98.575	3.799		3.799	41,859.03
313385Q66	199923	300	FHLB Disc Note	7/9/2026	3.745	4,500,000.00	4,435,398.75	4,473,049.50	0.00	39,322.50	11/24/2026		98.564	3.800		3.800	37,650.75
313397Q79	199943	300	FHLMC Disc Note	7/13/2026	3.730	2,028,000.00	1,999,633.35	2,015,633.26	0.00	16,809.87	11/25/2026		98.601	3.783		3.783	15,999.91
313385R40	199953	300	FHLB Disc Note	7/14/2026	3.730	3,000,000.00	2,956,794.17	2,980,074.00	0.00	24,555.83	11/30/2026		98.560	3.785		3.785	23,279.83
62479MM18	200003	300	MUFG Comm Paper	7/20/2026	3.920	2,000,000.00	1,970,817.78	1,986,538.00	0.00	15,897.78	12/1/2026		98.541	4.033		4.033	15,720.22
313589R62	199978	300	FNMA Disc Note	7/16/2026	3.685	5,000,000.00	4,928,859.03	4,965,615.00	0.00	39,409.03	12/2/2026		98.577	3.738		3.738	36,755.97
91411UM36	200523	300	Univ of California Comm Paper	9/8/2026	3.850	5,000,000.00	4,954,013.89	4,954,013.89	0.00	12,298.61	12/3/2026		99.080	3.940		3.940	0.00
313385R73	200019	300	FHLB Disc Note	7/21/2026	3.750	2,500,000.00	2,464,843.75	2,482,532.50	0.00	18,750.00	12/3/2026		98.594	3.803		3.803	17,688.75

EOM - REPORT WRITER
Investment Inventory
Sorted by Fund
September 30, 2026

CUSIP	Investment #	Fund Number	Issuer	Purchase Date	Cur Rate	Par Value	Book Value	Market Value	Pur Accr Interest	Accrued Interest	Maturity Date	Call Date	Purchase Price	YTM	YTC	YTW	Unrealized G/L
313589R88	200056	300	FNMA Disc Note	7/23/2026	3.790	5,000,000.00	4,929,463.89	4,964,520.00	0.00	36,847.22	12/4/2026		98.589	3.844		3.844	35,056.11
313589S38	200069	300	FNMA Disc Note	7/24/2026	3.790	5,000,000.00	4,928,411.11	4,962,885.00	0.00	36,320.83	12/7/2026		98.568	3.845		3.845	34,473.89
91411UM85	200499	300	Univ of California Comm Paper	9/3/2026	3.850	5,000,000.00	4,948,666.65	4,948,666.65	0.00	14,972.23	12/8/2026		98.973	3.944		3.944	0.00
313589S46	200070	300	FNMA Disc Note	7/24/2026	3.790	5,000,000.00	4,927,884.72	4,962,340.00	0.00	36,320.83	12/8/2026		98.558	3.845		3.845	34,455.28
313385S56	200082	300	FHLB Disc Note	7/27/2026	3.835	2,000,000.00	1,971,237.50	1,984,716.00	0.00	14,061.67	12/9/2026		98.562	3.891		3.891	13,478.50
912797VG9	199935	300	U.S. Treasury Bill	7/10/2026	3.732	4,500,000.00	4,428,627.41	4,465,291.50	0.00	38,718.46	12/10/2026		98.414	3.845		3.845	36,664.09
62479MMB6	200103	300	MUFG Comm Paper	7/29/2026	3.960	3,000,000.00	2,955,450.00	2,976,123.00	0.00	21,120.00	12/11/2026		98.515	4.076		4.076	20,673.00
313385T22	200120	300	FHLB Disc Note	7/30/2026	3.745	5,000,000.00	4,928,740.97	4,959,065.00	0.00	32,768.75	12/14/2026		98.575	3.799		3.799	30,324.03
98459SMF2	200451	300	Yale Univ Comm Paper	9/1/2026	3.780	5,000,000.00	4,944,875.00	4,956,840.00	0.00	15,750.00	12/15/2026		98.898	3.875		3.875	11,965.00
313385T30	200121	300	FHLB Disc Note	7/30/2026	3.745	4,000,000.00	3,942,576.67	3,966,812.00	0.00	26,215.00	12/15/2026		98.564	3.800		3.800	24,235.33
313385T48	200134	300	FHLB Disc Note	7/31/2026	3.755	2,000,000.00	1,971,211.67	1,983,188.00	0.00	12,933.89	12/16/2026		98.561	3.810		3.810	11,976.33
912797VH7	200091	300	U.S. Treasury Bill	7/28/2026	3.836	1,500,000.00	1,477,303.67	1,487,209.50	0.00	10,389.17	12/17/2026		98.487	3.949		3.949	9,905.83
912797VH7	200204	300	U.S. Treasury Bill	8/6/2026	3.731	1,000,000.00	986,216.03	991,473.00	0.00	5,803.78	12/17/2026		98.622	3.836		3.836	5,256.97
313589T60	200149	300	FNMA Disc Note	8/3/2026	3.730	5,000,000.00	4,929,026.39	4,956,880.00	0.00	30,565.28	12/18/2026		98.581	3.784		3.784	27,853.61
313385T97	200150	300	FHLB Disc Note	8/3/2026	3.765	5,000,000.00	4,926,791.67	4,955,240.00	0.00	30,852.08	12/21/2026		98.536	3.821		3.821	28,448.33
313385U20	200151	300	FHLB Disc Note	8/3/2026	3.765	3,000,000.00	2,955,761.25	2,972,817.00	0.00	18,511.25	12/22/2026		98.525	3.821		3.821	17,055.75
313589U35	200169	300	FNMA Disc Note	8/4/2026	3.730	4,000,000.00	3,941,563.33	3,963,320.00	0.00	24,037.78	12/23/2026		98.539	3.785		3.785	21,756.67
912797TC1	200186	300	U.S. Treasury Bill	8/5/2026	3.798	5,000,000.00	4,925,624.46	4,953,330.00	0.00	30,066.71	12/24/2026		98.512	3.909		3.909	27,705.54
62479MMU4	200219	300	MUFG Comm Paper	8/7/2026	3.880	2,000,000.00	1,969,175.56	1,979,726.00	0.00	11,855.55	12/28/2026		98.459	3.995		3.995	10,550.44
313589U92	200218	300	FNMA Disc Note	8/7/2026	3.705	2,000,000.00	1,970,360.00	1,980,350.00	0.00	11,320.83	12/29/2026		98.518	3.761		3.761	9,990.00
313385V29	200226	300	FHLB Disc Note	8/10/2026	3.745	2,000,000.00	1,970,456.11	1,980,132.00	0.00	10,818.89	12/30/2026		98.523	3.801		3.801	9,675.89
912797VJ3	200235	300	U.S. Treasury Bill	8/11/2026	3.786	4,000,000.00	3,940,262.18	3,959,176.00	0.00	21,455.13	12/31/2026		98.507	3.897		3.897	18,913.82
313384AD1	200294	300	FHLB Disc Note	8/14/2026	3.710	4,000,000.00	3,941,052.22	3,957,440.00	0.00	19,786.67	1/4/2027		98.526	3.765		3.765	16,387.78
313588AE5	200307	300	FNMA Disc Note	8/17/2026	3.705	1,000,000.00	985,488.75	989,249.00	0.00	4,631.25	1/5/2027		98.549	3.760		3.760	3,760.25
07286GN67	200469	300	Baylor Scott Comm Paper	9/2/2026	3.950	5,000,000.00	4,930,875.00	4,930,875.00	0.00	15,909.72	1/6/2027		98.618	4.061		4.061	0.00
313588AF2	200315	300	FNMA Disc Note	8/18/2026	3.715	4,000,000.00	3,941,798.33	3,956,552.00	0.00	18,162.22	1/6/2027		98.545	3.770		3.770	14,753.67
912797VS3	200257	300	U.S. Treasury Bill	8/12/2026	3.736	3,000,000.00	2,953,928.83	2,967,006.00	0.00	15,564.58	1/7/2027		98.464	3.846		3.846	13,077.17
313384AH2	200256	300	FHLB Disc Note	8/12/2026	3.730	4,000,000.00	3,938,247.78	3,955,668.00	0.00	20,722.22	1/8/2027		98.456	3.788		3.788	17,420.22
78009BNB4	199689	300	RBC Comm Paper	6/10/2026	3.890	5,000,000.00	4,883,840.28	4,939,755.00	0.00	61,051.39	1/11/2027		97.677	4.026		4.026	55,914.72
313384AM1	200329	300	FHLB Disc Note	8/19/2026	3.730	3,500,000.00	3,447,054.72	3,459,655.50	0.00	15,593.47	1/12/2027		98.487	3.787		3.787	12,600.78
313312AN0	200371	300	FFCB Disc Note	8/24/2026	3.780	2,000,000.00	1,970,180.00	1,976,726.00	0.00	7,980.00	1/13/2027		98.509	3.837		3.837	6,546.00
912797VT1	200330	300	U.S. Treasury Bill	8/19/2026	3.737	3,500,000.00	3,446,224.41	3,458,777.00	0.00	15,623.99	1/14/2027		98.464	3.848		3.848	12,552.59
313588AQ8	200365	300	FNMA Disc Note	8/21/2026	3.735	5,000,000.00	4,923,743.75	4,940,705.00	0.00	21,268.75	1/15/2027		98.475	3.793		3.793	16,961.25
313588AU9	200383	300	FNMA Disc Note	8/25/2026	3.755	3,000,000.00	2,954,001.25	2,963,094.00	0.00	11,577.92	1/19/2027		98.467	3.813		3.813	9,092.75
91411UNL5	200470	300	Univ of California Comm Paper	9/2/2026	3.880	5,000,000.00	4,924,555.56	4,924,555.56	0.00	15,627.78	1/20/2027		98.491	3.994		3.994	0.00
313384AV1	200406	300	FHLB Disc Note	8/26/2026	3.760	4,000,000.00	3,938,586.67	3,950,348.00	0.00	15,040.00	1/20/2027		98.465	3.819		3.819	11,761.33
78009BNM0	200033	300	RBC Comm Paper	7/22/2026	4.030	5,000,000.00	4,897,570.83	4,933,845.00	0.00	39,740.28	1/21/2027		97.951	4.171		4.171	36,274.17
313384AX7	200423	300	FHLB Disc Note	8/27/2026	3.755	3,000,000.00	2,953,688.33	2,962,095.00	0.00	10,952.08	1/22/2027		98.456	3.814		3.814	8,406.67
313384BA6	200452	300	FHLB Disc Note	9/1/2026	3.850	3,500,000.00	3,445,351.39	3,454,615.50	0.00	11,229.17	1/25/2027		98.439	3.911		3.911	9,264.11
313384BB4	200453	300	FHLB Disc Note	9/1/2026	3.850	3,500,000.00	3,444,977.08	3,454,227.00	0.00	11,229.17	1/26/2027		98.428	3.911		3.911	9,249.92
89233HNT7	199853	300	Toyota Comm Paper	7/1/2026	4.070	5,000,000.00	4,881,291.67	4,931,615.00	0.00	52,005.55	1/27/2027		97.626	4.215		4.215	50,323.33
912797VU8	200346	300	U.S. Treasury Bill	8/20/2026	3.742	2,000,000.00	1,966,529.89	1,973,058.00	0.00	8,731.33	1/28/2027		98.326	3.859		3.859	6,528.11
313588BE4	200471	300	FNMA Disc Note	9/2/2026	3.835	4,000,000.00	3,936,509.44	3,946,356.00	0.00	12,357.22	1/29/2027		98.413	3.897		3.897	9,846.56
313384BH1	200537	300	FHLB Disc Note	9/9/2026	3.865	3,000,000.00	2,953,297.92	2,958,099.00	0.00	7,085.83	2/1/2027		98.443	3.926		3.926	4,801.08
313588BJ3	200611	300	FNMA Disc Note	9/16/2026	3.990	4,000,000.00	3,938,376.67	3,943,680.00	0.00	6,650.00	2/2/2027		98.459	4.052		4.052	5,303.33
313588BK0	200655	300	FNMA Disc Note	9/18/2026	4.050	3,500,000.00	3,445,662.50	3,450,328.00	0.00	5,118.75	2/3/2027		98.448	4.114		4.114	4,665.50
912797VV6	200514	300	U.S. Treasury Bill	9/4/2026	3.810	5,000,000.00	4,919,048.13	4,928,245.00	0.00	14,285.62	2/4/2027		98.381	3.926		3.926	9,196.87
313588BM6	200664	300	FNMA Disc Note	9/21/2026	4.045	5,000,000.00	4,923,032.64	4,927,910.00	0.00	5,618.06	2/5/2027		98.461	4.108		4.108	4,877.36
313384BQ1	200585	300	FHLB Disc Note	9/15/2026	4.000	4,000,000.00	3,935,111.11	3,940,976.00	0.00	7,111.11	2/8/2027		98.378	4.066		4.066	5,864.89
313384BR9	200676	300	FHLB Disc Note	9/22/2026	4.055	4,000,000.00	3,936,922.22	3,940,528.00	0.00	4,055.00	2/9/2027		98.423	4.120		4.120	3,605.78
313384BS7	200677	300	FHLB Disc Note	9/22/2026	4.055	4,000,000.00	3,936,471.67	3,940,076.00	0.00	4,055.00	2/10/2027		98.412	4.120		4.120	3,604.33
313384BT5	200586	300	FHLB Disc Note	9/15/2026	4.000	4,000,000.00	3,933,777.78	3,939,624.00	0.00	7,111.11	2/11/2027		98.344	4.067		4.067	5,846.22
313384BU2	200692	300	FHLB Disc Note	9/23/2026	4.060	2,000,000.00	1,967,971.11	1,969,588.00	0.00	1,804.44	2/12/2027		98.399	4.126		4.126	1,616.89
313312BY5	200558	300	FFCB Disc Note	9/10/2026	3.900	2,000,000.00	1,965,550.00	1,968,686.00	0.00	4,550.00	2/16/2027		98.278	3.968		3.968	3,136.00
313384BZ1	200567	300	FHLB Disc Note	9/11/2026	3.930	3,000,000.00	2,947,927.50	2,952,693.00	0.00	6,550.00	2/17/2027		98.264	3.999		3.999	4,765.50
313588CA1	200573	300	FNMA Disc Note	9/14/2026	3.990	4,000,000.00	3,930,396.67	3,936,472.00	0.00	7,536.67	2/18/2027		98.260	4.061		4.061	6,075.33

EOM - REPORT WRITER
Investment Inventory
Sorted by Fund
September 30, 2026

CUSIP	Investment #	Fund Number	Issuer	Purchase Date	Cur Rate	Par Value	Book Value	Market Value	Pur Accr Interest	Accrued Interest	Maturity Date	Call Date	Purchase Price	YTM	YTC	YTW	Unrealized G/L
313588CB9	200724	300	FNMA Disc Note	9/24/2026	4.085	2,000,000.00	1,966,412.22	1,968,010.00	0.00	1,588.61	2/19/2027		98.321	4.155		4.155	1,597.78
313588CE3	200737	300	FNMA Disc Note	9/25/2026	4.100	2,000,000.00	1,965,833.33	1,967,334.00	0.00	1,366.67	2/22/2027		98.292	4.171		4.171	1,500.67
313588CF0	200772	300	FNMA Disc Note	9/30/2026	4.045	2,000,000.00	1,967,190.56	1,967,110.00	0.00	224.72	2/23/2027		98.360	4.112		4.112	(80.56)
89233HPS7	200447	300	Toyota Comm Paper	8/31/2026	4.120	4,000,000.00	3,918,057.78	3,929,700.00	0.00	14,191.11	2/26/2027		97.951	4.265		4.265	11,642.22
89233HQ49	200524	300	Toyota Comm Paper	9/8/2026	4.100	3,000,000.00	2,939,525.00	2,944,932.00	0.00	7,858.33	3/4/2027		97.984	4.242		4.242	5,407.00
89233HQP2	200633	300	Toyota Comm Paper	9/17/2026	4.340	3,000,000.00	2,932,368.33	2,937,447.00	0.00	5,063.33	3/23/2027		97.746	4.499		4.499	5,078.67
78009BRU8	200751	300	RBC Comm Paper	9/28/2026	4.420	5,000,000.00	4,869,855.56	4,871,570.00	0.00	1,841.67	4/28/2027		97.397	4.587		4.587	1,714.44
3136GDMG5	200122	300	FNMA Callable Bond	7/30/2026	4.250	2,000,000.00	2,000,000.00	1,994,424.00	0.00	14,402.78	7/30/2027	10/30/2026	100.000	4.250		4.250	(5,576.00)
3136GDNM1	200225	300	FNMA Callable Bond	8/10/2026	4.200	2,000,000.00	2,000,000.00	1,993,274.00	0.00	11,900.00	8/5/2027	11/5/2026	100.000	4.201		4.201	(6,726.00)
3133EWZB9	200306	300	FFCB Callable Bond	8/17/2026	4.080	2,000,000.00	2,000,000.00	1,987,674.00	0.00	9,973.33	9/10/2027	2/10/2027	100.000	4.083		4.083	(12,326.00)
3133EWA75	200454	300	FFCB Callable Bond	9/1/2026	4.125	2,000,000.00	2,000,000.00	1,989,938.00	0.00	6,875.00	9/24/2027	2/24/2027	100.000	4.128		4.128	(10,062.00)
3130BBWS0	200370	300	FHLB Callable Bond	8/24/2026	4.125	2,000,000.00	2,000,000.00	1,986,446.00	0.00	8,479.17	12/23/2027	11/24/2026	100.000	4.128		4.128	(13,554.00)
3134HC4F3	199907	300	FHLMC Callable Bond	7/8/2026	4.210	2,000,000.00	2,000,000.00	1,984,602.00	0.00	19,412.78	4/7/2028	1/7/2027	100.000	4.213		4.213	(15,398.00)
3130BAAT4	199218	300	FHLB Callable Bond	4/20/2026	4.000	2,000,000.00	2,000,000.00	1,972,990.00	0.00	35,777.78	4/20/2028	4/20/2027	100.000	4.000		4.000	(27,010.00)
3130BAPK7	199490	300	FHLB Callable Bond	5/19/2026	4.000	2,000,000.00	2,000,000.00	1,979,486.00	0.00	29,333.33	5/19/2028	5/19/2027	100.000	4.000		4.000	(20,514.00)
3136GDG98	199674	300	FNMA Callable Bond	6/8/2026	4.100	2,000,000.00	2,000,000.00	1,980,114.00	0.00	25,738.89	6/8/2028	6/8/2027	100.000	4.100		4.100	(19,886.00)
3136GDH22	199719	300	FNMA Callable Bond	6/15/2026	4.250	2,000,000.00	2,000,000.00	1,978,496.00	0.00	25,027.78	6/15/2028	6/15/2027	100.000	4.250		4.250	(21,504.00)
3130BB6V2	199842	300	FHLB Callable Bond	6/29/2026	4.250	2,000,000.00	2,000,000.00	1,984,552.00	0.00	21,722.22	6/29/2028	12/29/2026	100.000	4.250		4.250	(15,448.00)
3130BBG90	200002	300	FHLB Callable Bond	7/20/2026	4.250	2,000,000.00	2,000,000.00	1,978,268.00	0.00	16,763.89	7/20/2028	7/20/2027	100.000	4.250		4.250	(21,732.00)
3136GDMK6	200152	300	FNMA Callable Bond	8/3/2026	4.450	2,000,000.00	2,000,000.00	1,971,726.00	0.00	14,338.89	8/3/2028	8/3/2027	100.000	4.450		4.450	(28,274.00)
3134HC7F0	200525	300	FHLMC Callable Bond	9/8/2026	4.300	2,000,000.00	2,000,000.00	1,990,028.00	0.00	5,494.44	9/8/2028	3/8/2027	100.000	4.593	4.300	4.300	(9,972.00)
3134HDAN7	200736	300	FHLMC Callable Bond	9/25/2026	4.650	2,000,000.00	2,000,000.00	1,998,888.00	0.00	1,550.00	9/25/2028	3/25/2027	100.000	4.979	4.650	4.650	(1,112.00)
3136GDTU7	200764	300	FNMA Callable Bond	9/29/2026	5.050	2,000,000.00	2,000,000.00	1,997,762.00	0.00	561.11	9/29/2028	3/29/2027	100.000	5.050		5.050	(2,238.00)
3130BAB48	199189	300	FHLB Callable Bond	4/16/2026	4.000	2,000,000.00	2,000,000.00	1,961,230.00	0.00	36,666.67	10/16/2028	4/16/2027	100.000	4.000		4.000	(38,770.00)
3136GDA37	199342	300	FNMA Callable Bond	5/4/2026	4.020	2,000,000.00	2,000,000.00	1,964,324.00	0.00	32,830.00	11/3/2028	5/3/2027	100.000	4.020		4.020	(35,676.00)
3136GDBS1	199437	300	FNMA Callable Bond	5/13/2026	4.050	2,000,000.00	2,000,000.00	1,968,548.00	0.00	31,050.00	11/13/2028	5/13/2027	100.000	4.050		4.050	(31,452.00)
3136GDGC1	199649	300	FNMA Callable Bond	6/4/2026	4.150	2,000,000.00	2,000,000.00	1,973,984.00	0.00	26,975.00	12/4/2028	6/4/2027	100.000	4.150		4.150	(26,016.00)
3134HDAF4	200587	300	FHLMC Callable Bond	9/15/2026	4.375	2,000,000.00	2,000,000.00	1,980,676.00	0.00	3,888.89	12/15/2028		100.000	4.378		4.378	(19,324.00)
3136GDJ87	199829	300	FNMA Callable Bond	6/25/2026	4.450	2,000,000.00	2,000,000.00	1,978,870.00	0.00	23,733.33	12/29/2028	12/29/2026	100.000	4.450		4.450	(21,130.00)
3130BAHV2	199309	300	FHLB Callable Bond	4/30/2026	4.000	2,000,000.00	2,000,000.00	1,959,216.00	0.00	33,555.56	1/30/2029	4/30/2027	100.000	4.002		4.002	(40,784.00)
3136GCTT2	198941	300	FNMA Callable Bond	3/23/2026	3.850	2,000,000.00	2,000,000.00	1,948,916.00	0.00	1,711.11	3/23/2029	3/23/2027	100.000	3.850		3.850	(51,084.00)
3136GD5J8	199296	300	FNMA Callable Bond	4/29/2026	4.000	2,000,000.00	2,000,000.00	1,952,740.00	0.00	33,777.78	4/27/2029	4/27/2027	100.000	4.000		4.000	(47,260.00)
3136GCRM9	198886	300	FNMA Callable Bond	3/17/2026	3.800	2,000,000.00	2,000,000.00	1,926,318.00	0.00	2,955.56	9/17/2029	3/17/2027	100.000	3.800		3.800	(73,682.00)
3134HCE21	199060	300	FHLMC Callable Bond	4/2/2026	4.320	2,000,000.00	2,000,000.00	1,948,414.00	0.00	42,960.00	10/2/2029	4/2/2027	100.000	4.320		4.320	(51,586.00)
3136GCZN8	199120	300	FNMA Callable Bond	4/9/2026	4.270	2,000,000.00	2,000,000.00	1,947,298.00	0.00	40,802.22	10/9/2029	4/9/2027	100.000	4.270		4.270	(52,702.00)
3136GCL94	198775	300	FNMA Callable Bond	3/4/2026	3.920	2,000,000.00	2,000,000.00	1,926,046.00	0.00	25,480.00	12/4/2029	3/4/2027	100.000	3.921		3.921	(73,954.00)
3136GCFR1	198364	300	FNMA Callable Bond	1/22/2026	3.920	2,000,000.00	2,000,000.00	1,931,538.00	0.00	15,026.67	1/22/2030	1/22/2027	100.000	3.920		3.920	(68,462.00)
3134HCRX9	198555	300	FHLMC Callable Bond	2/11/2026	3.950	2,000,000.00	2,000,000.00	1,920,932.00	0.00	10,972.22	2/11/2030	2/11/2027	100.000	3.950		3.950	(79,068.00)
3134HCSN0	198641	300	FHLMC Callable Bond	2/19/2026	3.900	2,000,000.00	2,000,000.00	1,920,042.00	0.00	9,100.00	2/19/2030	2/19/2027	100.000	3.900		3.900	(79,958.00)
3136GCLC7	198689	300	FNMA Callable Bond	2/25/2026	3.900	2,000,000.00	2,000,000.00	1,918,846.00	0.00	7,800.00	2/25/2030	2/25/2027	100.000	3.900		3.900	(81,154.00)
3134HCWF2	198832	300	FHLMC Callable Bond	3/11/2026	3.850	2,000,000.00	2,000,000.00	1,921,822.00	0.00	4,277.78	3/11/2030	3/11/2027	100.000	3.850		3.850	(78,178.00)
3136GCFY6	198389	300	FNMA Callable Bond	1/26/2026	3.930	2,000,000.00	2,000,000.00	1,928,360.00	0.00	33,841.67	4/26/2030	1/26/2027	100.000	3.931		3.931	(71,640.00)
3134HCRY7	198461	300	FHLMC Callable Bond	2/2/2026	4.000	2,000,000.00	2,000,000.00	1,930,828.00	0.00	13,111.11	5/2/2030	2/2/2027	100.000	4.001		4.001	(69,172.00)
3136GCEZ4	198259	300	FNMA Callable Bond	1/14/2026	4.000	2,000,000.00	2,000,000.00	1,911,878.00	0.00	17,111.11	1/14/2031	1/14/2027	100.000	4.000		4.000	(88,122.00)
		300 Total				**550,628,341.08**	**544,434,449.17**	**545,567,473.80**	**0.00**	**3,809,213.84**							**1,133,024.63**
38141W273	197827	411	Goldman Sachs Money Market Fund	12/4/2025	3.784	24,042,777.63	24,042,777.63	24,042,777.63	0.00	72,446.56			100.000	3.784		3.784	0.00
825252885	166180	411	Invesco Money Market Fund		3.814	1,496.66	1,496.66	1,496.66	0.00	4.36			100.000	3.814		3.814	0.00
949921126	197308	411	Allspring Money Market Fund	10/28/2025	3.797	5,000,000.00	5,000,000.00	5,000,000.00	0.00	15,125.01			100.000	3.797		3.797	0.00
31607A703	166179	411	Fidelity Money Market Fund		3.760	691,697.61	691,697.61	691,697.61	0.00	2,318.84			100.000	3.760		3.760	0.00
09248U700	184293	411	BlackRock Money Market Fund		3.781	0.00	0.00	0.00	0.00	0.00			100.000	3.781		3.781	0.00
4812C0670	184104	411	J.P. Morgan Money Market Fund		3.785	35,000,000.00	35,000,000.00	35,000,000.00	0.00	141,108.79			100.000	3.785		3.785	0.00
912797SA6	200384	411	U.S. Treasury Bill	8/25/2026	3.636	12,000,000.00	11,955,154.77	12,000,000.00	0.00	44,845.23	10/1/2026		99.626	3.700		3.700	44,845.23
313385H90	200407	411	FHLB Disc Note	8/26/2026	3.630	14,000,000.00	13,947,768.33	13,997,032.00	0.00	50,820.00	10/2/2026		99.627	3.644		3.644	49,263.67
313589J46	200424	411	FNMA Disc Note	8/27/2026	3.620	10,000,000.00	9,960,783.33	9,994,710.00	0.00	35,194.45	10/5/2026		99.608	3.634		3.634	33,926.67
313397J51	200696	411	FHLMC Disc Note	9/23/2026	3.790	5,000,000.00	4,993,156.94	4,996,825.00	0.00	4,211.11	10/6/2026		99.863	3.795		3.795	3,668.06
912797VK0	200425	411	U.S. Treasury Bill	8/27/2026	3.641	7,000,000.00	6,971,678.00	6,996,339.00	0.00	24,781.75	10/6/2026		99.595	3.707		3.707	24,661.00

EOM - REPORT WRITER
Investment Inventory
Sorted by Fund
September 30, 2026

CUSIP	Investment #	Fund Number	Issuer	Purchase Date	Cur Rate	Par Value	Book Value	Market Value	Pur Accr Interest	Accrued Interest	Maturity Date	Call Date	Purchase Price	YTM	YTC	YTW	Unrealized G/L
313385J64	200437	411	FHLB Disc Note	8/28/2026	3.620	11,000,000.00	10,955,755.56	10,991,849.00	0.00	37,607.77	10/7/2026		99.598	3.635		3.635	36,093.44
912797UJ4	200438	411	U.S. Treasury Bill	8/28/2026	3.660	11,000,000.00	10,954,148.33	10,991,871.00	0.00	38,023.34	10/8/2026		99.583	3.726		3.726	37,722.67
89233HK94	199143	411	Toyota Comm Paper	4/13/2026	3.870	10,000,000.00	9,807,575.00	9,990,250.00	0.00	183,825.00	10/9/2026		98.076	4.001		4.001	182,675.00
313385J80	200559	411	FHLB Disc Note	9/10/2026	3.680	5,000,000.00	4,985,177.78	4,995,240.00	0.00	10,733.33	10/9/2026		99.704	3.691		3.691	10,062.22
313397J85	200697	411	FHLMC Disc Note	9/23/2026	3.790	5,000,000.00	4,991,577.78	4,995,240.00	0.00	4,211.11	10/9/2026		99.832	3.796		3.796	3,662.22
98459SKD9	200206	411	Yale Univ Comm Paper	8/6/2026	3.750	10,000,000.00	9,929,160.00	9,985,890.00	0.00	58,338.82	10/13/2026		99.292	3.830		3.830	56,730.00
313385K54	200515	411	FHLB Disc Note	9/4/2026	3.695	10,000,000.00	9,958,944.44	9,985,180.00	0.00	27,712.50	10/14/2026		99.589	3.710		3.710	26,235.56
91411UKF1	200021	411	Univ of California Comm Paper	7/21/2026	3.800	10,000,000.00	9,909,222.22	9,909,222.22	0.00	76,000.00	10/15/2026		99.092	3.888		3.888	0.00
313589K77	200538	411	FNMA Disc Note	9/9/2026	3.695	10,000,000.00	9,962,023.61	9,983,070.00	0.00	22,580.56	10/16/2026		99.620	3.709		3.709	21,046.39
313589L27	200366	411	FNMA Disc Note	8/21/2026	3.665	20,000,000.00	19,879,869.44	19,959,780.00	0.00	83,480.56	10/19/2026		99.399	3.687		3.687	79,910.56
16085HKL9	200171	411	Carolinas Health Comm Paper	8/4/2026	3.850	10,000,000.00	9,917,652.80	9,917,652.80	0.00	62,027.76	10/20/2026		99.177	3.936		3.936	0.00
98459SKL1	200634	411	Yale Univ Comm Paper	9/17/2026	3.871	10,000,000.00	9,964,520.00	9,978,170.00	0.00	15,052.12	10/20/2026		99.645	3.938		3.938	13,650.00
47805GKM3	200035	411	Johns Hopkins Comm Paper	7/22/2026	3.870	10,000,000.00	9,902,175.00	9,976,970.00	0.00	76,325.00	10/21/2026		99.022	3.963		3.963	74,795.00
313589L50	200773	411	FNMA Disc Note	9/30/2026	3.880	11,000,000.00	10,973,917.78	10,974,392.00	0.00	1,185.56	10/22/2026		99.763	3.889		3.889	474.22
912797UL9	200020	411	U.S. Treasury Bill	7/21/2026	3.706	39,089,000.00	38,714,768.43	39,001,088.84	0.00	289,727.67	10/22/2026		99.043	3.794		3.794	286,320.41
62479MKP7	200774	411	MUFG Comm Paper	9/30/2026	3.860	11,000,000.00	10,972,872.78	10,972,753.00	0.00	1,179.44	10/23/2026		99.753	3.923		3.923	(119.78)
313385L61	197802	411	FHLB Disc Note	12/4/2025	3.410	30,000,000.00	29,082,141.67	29,926,980.00	0.00	855,341.66	10/23/2026		96.940	3.541		3.541	844,838.33
313313L97	200588	411	FFCB Disc Note	9/15/2026	3.850	5,000,000.00	4,978,076.39	4,986,240.00	0.00	8,555.56	10/26/2026		99.562	3.867		3.867	8,163.61
313397L90	200694	411	FHLMC Disc Note	9/23/2026	3.825	10,000,000.00	9,964,937.50	9,972,480.00	0.00	8,500.00	10/26/2026		99.649	3.838		3.838	7,542.50
912797VN4	200516	411	U.S. Treasury Bill	9/4/2026	3.720	10,000,000.00	9,945,233.33	9,972,170.00	0.00	27,900.00	10/27/2026		99.452	3.792		3.792	26,936.67
313385M37	200590	411	FHLB Disc Note	9/15/2026	3.850	2,000,000.00	1,990,802.78	1,994,074.00	0.00	3,422.22	10/28/2026		99.540	3.868		3.868	3,271.22
313385M37	200695	411	FHLB Disc Note	9/23/2026	3.850	10,000,000.00	9,962,569.44	9,970,370.00	0.00	8,555.56	10/28/2026		99.626	3.864		3.864	7,800.56
912797SK4	200574	411	U.S. Treasury Bill	9/14/2026	3.817	14,000,000.00	13,933,204.25	13,958,084.00	0.00	25,233.95	10/29/2026		99.523	3.888		3.888	24,879.75
313313M54	200568	411	FFCB Disc Note	9/11/2026	3.840	14,000,000.00	13,926,826.67	13,955,550.00	0.00	29,866.67	10/30/2026		99.477	3.860		3.860	28,723.33
07286GL28	200154	411	Baylor Scott Comm Paper	8/3/2026	3.860	10,000,000.00	9,902,427.78	9,902,427.78	0.00	63,261.11	11/2/2026		99.024	3.952		3.952	0.00
07286NL23	199797	411	Baylor Univ Comm Paper	6/23/2026	3.900	6,500,000.00	6,407,050.00	6,407,050.00	0.00	70,416.67	11/2/2026		98.570	4.012		4.012	0.00
21920PL21	199811	411	Cornell Univ Comm Paper	6/24/2026	3.900	10,000,000.00	9,858,083.33	9,858,083.33	0.00	107,250.00	11/2/2026		98.581	4.011		4.011	0.00
16085HL38	200237	411	Carolinas Health Comm Paper	8/11/2026	3.850	10,000,000.00	9,910,166.70	9,910,166.70	0.00	54,541.65	11/3/2026		99.102	3.939		3.939	0.00
48306BLC7	200236	411	Kaiser Comm Paper	8/11/2026	3.850	11,939,000.00	11,820,256.70	11,881,358.51	0.00	65,117.29	11/12/2026		99.005	3.943		3.943	61,101.81
3130APL37	185629	411	FHLB Callable Bond	11/16/2021	1.400	5,000,000.00	5,000,000.00	4,982,060.00	0.00	26,250.00	11/16/2026		100.000	1.400		1.400	(17,940.00)
21920PLJ4	200679	411	Cornell Univ Comm Paper	9/22/2026	3.970	10,000,000.00	9,937,141.67	9,937,141.67	0.00	9,925.00	11/18/2026		99.371	4.051		4.051	0.00
912797UZ8	200057	411	U.S. Treasury Bill	7/23/2026	3.805	25,686,000.00	25,362,922.28	25,547,552.46	0.00	190,045.72	11/19/2026		98.742	3.907		3.907	184,630.18
912797UZ8	200367	411	U.S. Treasury Bill	8/21/2026	3.705	20,000,000.00	19,814,745.00	19,892,200.00	0.00	84,393.94	11/19/2026		99.074	3.792		3.792	77,455.00
313385Q58	197803	411	FHLB Disc Note	12/4/2025	3.370	30,000,000.00	29,005,850.00	29,823,600.00	0.00	845,308.33	11/23/2026		96.686	3.505		3.505	817,750.00
89233HM27	199781	411	Toyota Comm Paper	6/22/2026	3.990	10,000,000.00	9,819,341.67	9,930,190.00	0.00	111,941.66	12/2/2026		98.193	4.120		4.120	110,848.33
91411UM36	200526	411	Univ of California Comm Paper	9/8/2026	3.850	10,000,000.00	9,908,027.78	9,908,027.78	0.00	24,597.22	12/3/2026		99.080	3.940		3.940	0.00
313385R81	197804	411	FHLB Disc Note	12/4/2025	3.360	30,000,000.00	28,978,000.00	29,787,120.00	0.00	842,800.00	12/4/2026		96.593	3.496		3.496	809,120.00
313397S77	198341	411	FHLMC Disc Note	1/21/2026	3.355	25,858,000.00	25,077,217.69	25,654,756.12	0.00	609,684.95	12/11/2026		96.981	3.480		3.480	577,538.43
98459SMF2	200455	411	Yale Univ Comm Paper	9/1/2026	3.780	10,000,000.00	9,889,750.00	9,913,680.00	0.00	31,500.00	12/15/2026		98.898	3.875		3.875	23,930.00
912797WF0	200348	411	U.S. Treasury Bill	8/20/2026	3.726	26,000,000.00	25,685,195.25	25,785,864.00	0.00	113,006.83	12/15/2026		98.789	3.824		3.824	100,668.75
07286GN67	200472	411	Baylor Scott Comm Paper	9/2/2026	3.950	10,000,000.00	9,861,750.00	9,861,750.00	0.00	31,819.44	1/6/2027		98.618	4.061		4.061	0.00
89233HNC4	200227	411	Toyota Comm Paper	8/10/2026	3.990	15,000,000.00	14,742,312.50	14,822,220.00	0.00	86,450.00	1/12/2027		98.282	4.116		4.116	79,907.50
912797TM9	198944	411	U.S. Treasury Bill	3/23/2026	3.488	26,434,000.00	25,655,518.70	26,101,301.68	0.00	491,672.40	1/21/2027		97.055	3.617		3.617	445,782.98
313384AX7	200347	411	FHLB Disc Note	8/20/2026	3.740	26,493,000.00	26,066,389.11	26,158,260.95	0.00	115,597.79	1/22/2027		98.390	3.801		3.801	91,871.84
313384CA5	200678	411	FHLB Disc Note	9/22/2026	4.075	32,924,000.00	32,368,704.73	32,401,101.03	0.00	33,541.33	2/18/2027		98.313	4.145		4.145	32,396.30
912797TV9	199251	411	U.S. Treasury Bill	4/23/2026	3.522	31,532,000.00	30,603,450.92	31,029,348.39	0.00	496,665.79	2/18/2027		97.055	3.653		3.653	425,897.47
912797UD7	199545	411	U.S. Treasury Bill	5/22/2026	3.590	29,884,000.00	28,990,094.85	29,305,087.15	0.00	393,318.27	3/18/2027		97.009	3.724		3.724	314,992.30
912797UE5	199652	411	U.S. Treasury Bill	6/4/2026	3.635	8,277,000.00	8,013,717.94	8,088,838.96	0.00	99,462.11	4/15/2027		96.819	3.777		3.777	75,121.02
912797UE5	199796	411	U.S. Treasury Bill	6/23/2026	3.784	9,037,000.00	8,755,869.98	8,831,561.88	0.00	94,976.36	4/15/2027		96.889	3.930		3.930	75,691.90
912797UE5	200277	411	U.S. Treasury Bill	8/13/2026	3.710	5,330,000.00	5,195,443.04	5,208,833.11	0.00	26,911.39	4/15/2027		97.475	3.840		3.840	13,390.07
313588FT7	200693	411	FNMA Disc Note	9/23/2026	4.215	12,246,000.00	11,906,188.81	11,917,794.95	0.00	11,470.42	5/18/2027		97.225	4.362		4.362	11,606.14
3136GDMG5	200124	411	FNMA Callable Bond	7/30/2026	4.250	3,000,000.00	3,000,000.00	2,991,636.00	0.00	21,604.17	7/30/2027	10/30/2026	100.000	4.250		4.250	(8,364.00)
3136GDNJ8	200228	411	FNMA Callable Bond	8/10/2026	4.200	3,000,000.00	3,000,000.00	2,990,184.00	0.00	17,850.00	8/10/2027	11/10/2026	100.000	4.200		4.200	(9,816.00)
3133EWZB9	200309	411	FFCB Callable Bond	8/17/2026	4.080	3,000,000.00	3,000,000.00	2,981,511.00	0.00	14,960.00	9/10/2027	2/10/2027	100.000	4.083		4.083	(18,489.00)
3133EWA75	200456	411	FFCB Callable Bond	9/1/2026	4.125	3,000,000.00	3,000,000.00	2,984,907.00	0.00	10,312.50	9/24/2027	2/24/2027	100.000	4.128		4.128	(15,093.00)
3130BBWS0	200373	411	FHLB Callable Bond	8/24/2026	4.125	3,000,000.00	3,000,000.00	2,979,669.00	0.00	12,718.75	12/23/2027	11/24/2026	100.000	4.128		4.128	(20,331.00)

EOM - REPORT WRITER
Investment Inventory
Sorted by Fund
September 30, 2026

CUSIP	Investment #	Fund Number	Issuer	Purchase Date	Cur Rate	Par Value	Book Value	Market Value	Pur Accr Interest	Accrued Interest	Maturity Date	Call Date	Purchase Price	YTM	YTC	YTW	Unrealized G/L
3134HC4F3	199908	411	FHLMC Callable Bond	7/8/2026	4.210	3,000,000.00	3,000,000.00	2,976,903.00	0.00	29,119.17	4/7/2028	1/7/2027	100.000	4.213		4.213	(23,097.00)
3130BAAT4	199220	411	FHLB Callable Bond	4/20/2026	4.000	3,000,000.00	3,000,000.00	2,959,485.00	0.00	53,666.67	4/20/2028	4/20/2027	100.000	4.000		4.000	(40,515.00)
3130BAPK7	199496	411	FHLB Callable Bond	5/19/2026	4.000	3,000,000.00	3,000,000.00	2,969,229.00	0.00	44,000.00	5/19/2028	5/19/2027	100.000	4.000		4.000	(30,771.00)
3136GDG98	199677	411	FNMA Callable Bond	6/8/2026	4.100	3,000,000.00	3,000,000.00	2,970,171.00	0.00	38,608.33	6/8/2028	6/8/2027	100.000	4.100		4.100	(29,829.00)
3136GDH22	199721	411	FNMA Callable Bond	6/15/2026	4.250	3,000,000.00	3,000,000.00	2,967,744.00	0.00	37,541.67	6/15/2028	6/15/2027	100.000	4.250		4.250	(32,256.00)
3130BBCQ6	199847	411	FHLB Callable Bond	6/30/2026	4.300	3,000,000.00	3,000,000.00	2,967,462.00	0.00	32,608.33	6/30/2028	6/30/2027	100.000	4.300		4.300	(32,538.00)
3130BBG90	200004	411	FHLB Callable Bond	7/20/2026	4.250	3,000,000.00	3,000,000.00	2,967,402.00	0.00	25,145.83	7/20/2028	7/20/2027	100.000	4.250		4.250	(32,598.00)
3136GDMK6	200155	411	FNMA Callable Bond	8/3/2026	4.450	3,000,000.00	3,000,000.00	2,957,589.00	0.00	21,508.33	8/3/2028	8/3/2027	100.000	4.450		4.450	(42,411.00)
3134HC7F0	200527	411	FHLMC Callable Bond	9/8/2026	4.300	3,000,000.00	3,000,000.00	2,985,042.00	0.00	8,241.67	9/8/2028	3/8/2027	100.000	4.593		4.593	(14,958.00)
3134HDAN7	200738	411	FHLMC Callable Bond	9/25/2026	4.650	3,000,000.00	3,000,000.00	2,998,332.00	0.00	2,325.00	9/25/2028	3/25/2027	100.000	4.979		4.979	(1,668.00)
3136GDTU7	200765	411	FNMA Callable Bond	9/29/2026	5.050	3,000,000.00	3,000,000.00	2,996,643.00	0.00	841.67	9/29/2028	3/29/2027	100.000	5.050		5.050	(3,357.00)
3136GDA37	199344	411	FNMA Callable Bond	5/4/2026	4.020	3,000,000.00	3,000,000.00	2,946,486.00	0.00	49,245.00	11/3/2028	5/3/2027	100.000	4.020		4.020	(53,514.00)
3136GDBS1	199440	411	FNMA Callable Bond	5/13/2026	4.050	3,000,000.00	3,000,000.00	2,952,822.00	0.00	46,575.00	11/13/2028	5/13/2027	100.000	4.050		4.050	(47,178.00)
3136GDGC1	199654	411	FNMA Callable Bond	6/4/2026	4.150	3,000,000.00	3,000,000.00	2,960,976.00	0.00	40,462.50	12/4/2028	6/4/2027	100.000	4.150		4.150	(39,024.00)
3134HDAF4	200589	411	FHLMC Callable Bond	9/15/2026	4.375	3,000,000.00	3,000,000.00	2,971,014.00	0.00	5,833.33	12/15/2028		100.000	4.378		4.378	(28,986.00)
3136GDJ87	199831	411	FNMA Callable Bond	6/25/2026	4.450	3,000,000.00	3,000,000.00	2,968,305.00	0.00	35,600.00	12/29/2028	12/29/2026	100.000	4.450		4.450	(31,695.00)
3130BAHV2	199313	411	FHLB Callable Bond	4/30/2026	4.000	3,000,000.00	3,000,000.00	2,938,824.00	0.00	50,333.33	1/30/2029	4/30/2027	100.000	4.002		4.002	(61,176.00)
3136GCTT2	198942	411	FNMA Callable Bond	3/23/2026	3.850	3,000,000.00	3,000,000.00	2,923,374.00	0.00	2,566.67	3/23/2029	3/23/2027	100.000	3.850		3.850	(76,626.00)
3134HCJ83	199193	411	FHLMC Callable Bond	4/16/2026	4.000	3,000,000.00	3,000,000.00	2,938,098.00	0.00	55,000.00	4/16/2029	4/16/2027	100.000	4.000		4.000	(61,902.00)
3136GD5J8	199298	411	FNMA Callable Bond	4/29/2026	4.000	3,000,000.00	3,000,000.00	2,929,110.00	0.00	50,666.67	4/27/2029	4/27/2027	100.000	4.000		4.000	(70,890.00)
3136GCRM9	198888	411	FNMA Callable Bond	3/17/2026	3.800	3,000,000.00	3,000,000.00	2,889,477.00	0.00	4,433.33	9/17/2029	3/17/2027	100.000	3.800		3.800	(110,523.00)
3134HCE21	199063	411	FHLMC Callable Bond	4/2/2026	4.320	3,000,000.00	3,000,000.00	2,922,621.00	0.00	64,440.00	10/2/2029	4/2/2027	100.000	4.320		4.320	(77,379.00)
3136GCZN8	199122	411	FNMA Callable Bond	4/9/2026	4.270	3,000,000.00	3,000,000.00	2,920,947.00	0.00	61,203.33	10/9/2029	4/9/2027	100.000	4.270		4.270	(79,053.00)
3136GCL94	198778	411	FNMA Callable Bond	3/4/2026	3.920	3,000,000.00	3,000,000.00	2,889,069.00	0.00	38,220.00	12/4/2029	3/4/2027	100.000	3.921		3.921	(110,931.00)
3136GCFR1	198367	411	FNMA Callable Bond	1/22/2026	3.920	3,000,000.00	3,000,000.00	2,897,307.00	0.00	22,540.00	1/22/2030	1/22/2027	100.000	3.920		3.920	(102,693.00)
3134HCRX9	198557	411	FHLMC Callable Bond	2/11/2026	3.950	3,000,000.00	3,000,000.00	2,881,398.00	0.00	16,458.33	2/11/2030	2/11/2027	100.000	3.950		3.950	(118,602.00)
3134HCSN0	198644	411	FHLMC Callable Bond	2/19/2026	3.900	3,000,000.00	3,000,000.00	2,880,063.00	0.00	13,650.00	2/19/2030	2/19/2027	100.000	3.900		3.900	(119,937.00)
3136GCLC7	198691	411	FNMA Callable Bond	2/25/2026	3.900	3,000,000.00	3,000,000.00	2,878,269.00	0.00	11,700.00	2/25/2030	2/25/2027	100.000	3.900		3.900	(121,731.00)
3134HCWF2	198835	411	FHLMC Callable Bond	3/11/2026	3.850	3,000,000.00	3,000,000.00	2,882,733.00	0.00	6,416.67	3/11/2030	3/11/2027	100.000	3.850		3.850	(117,267.00)
3136GCFY6	198391	411	FNMA Callable Bond	1/26/2026	3.930	3,000,000.00	3,000,000.00	2,892,540.00	0.00	50,762.50	4/26/2030	1/26/2027	100.000	3.931		3.931	(107,460.00)
3134HCRY7	198463	411	FHLMC Callable Bond	2/2/2026	4.000	3,000,000.00	3,000,000.00	2,896,242.00	0.00	19,666.67	5/2/2030	2/2/2027	100.000	4.001		4.001	(103,758.00)
3136GCEZ4	198262	411	FNMA Callable Bond	1/14/2026	4.000	3,000,000.00	3,000,000.00	2,867,817.00	0.00	25,666.67	1/14/2031	1/14/2027	100.000	4.000		4.000	(132,183.00)
		411 Total				**969,964,971.90**	**957,663,282.68**	**961,784,222.21**	**0.00**	**8,520,660.02**							**4,120,939.53**
313397K67	199165	414	FHLMC Disc Note	4/15/2026	3.560	489,689.00	480,827.26	488,911.86	0.00	8,183.79	10/15/2026		98.190	3.686		3.686	8,084.60
313397K67	199166	414	FHLMC Disc Note	4/15/2026	3.560	3,646,311.00	3,580,324.93	3,640,524.30	0.00	60,937.96	10/15/2026		98.190	3.686		3.686	60,199.37
313589P31	199476	414	FNMA Disc Note	5/15/2026	3.575	2,459.00	2,414.56	2,447.22	0.00	33.94	11/13/2026		98.193	3.641		3.641	32.66
313589P31	199726	414	FNMA Disc Note	5/15/2026	3.575	4,541.00	4,458.92	4,519.24	0.00	62.69	11/13/2026		98.192	3.641		3.641	60.32
313384BU2	200297	414	FHLB Disc Note	8/14/2026	3.790	126,405.00	123,983.01	124,482.89	0.00	638.77	2/12/2027		98.084	3.864		3.864	499.88
313384BU2	200298	414	FHLB Disc Note	8/14/2026	3.790	218,595.00	214,406.60	215,271.04	0.00	1,104.63	2/12/2027		98.084	3.864		3.864	864.44
		414 Total				**4,488,000.00**	**4,406,415.28**	**4,476,156.55**	**0.00**	**70,961.78**							**69,741.27**
09248U700	192360	415	BlackRock Money Market Fund		3.781	0.00	0.00	0.00	0.00	0.00			100.000	3.781		3.781	0.00
		415 Total				**0.00**	**0.00**	**0.00**	**0.00**	**0.00**							**0.00**
09248U700	192361	416	BlackRock Money Market Fund		3.781	4,005.47	4,005.47	4,005.47	0.00	12.06			100.000	3.781		3.781	0.00
313385K62	198132	416	FHLB Disc Note	1/2/2026	3.365	19,341,000.00	18,823,955.97	19,310,305.83	0.00	491,734.18	10/15/2026		97.327	3.480		3.480	486,349.86
313397K67	198647	416	FHLMC Disc Note	2/19/2026	3.430	25,000,000.00	24,433,097.22	24,960,325.00	0.00	533,555.56	10/15/2026		97.732	3.533		3.533	527,227.78
313385P34	198133	416	FHLB Disc Note	1/2/2026	3.350	13,548,000.00	13,150,874.25	13,483,091.53	0.00	342,914.93	11/13/2026		97.069	3.473		3.473	332,217.28
313397R86	198264	416	FHLMC Disc Note	1/14/2026	3.325	30,000,000.00	29,102,250.00	29,787,120.00	0.00	720,416.67	12/4/2026		97.008	3.449		3.449	684,870.00
912797TC1	198265	416	U.S. Treasury Bill	1/14/2026	3.363	30,057,000.00	29,091,108.29	29,776,447.96	0.00	730,034.43	12/24/2026		96.786	3.494		3.494	685,339.67
912797TM9	199018	416	U.S. Treasury Bill	3/30/2026	3.542	25,801,000.00	25,047,056.08	25,476,268.61	0.00	469,628.37	1/21/2027		97.078	3.673		3.673	429,212.53
912797TV9	199194	416	U.S. Treasury Bill	4/16/2026	3.490	25,177,000.00	24,425,242.75	24,775,653.44	0.00	410,049.41	2/18/2027		97.014	3.621		3.621	350,410.69
912797UD7	199459	416	U.S. Treasury Bill	5/14/2026	3.583	40,017,000.00	38,790,159.70	39,241,790.68	0.00	557,654.68	3/18/2027		96.934	3.720		3.720	451,630.98
912797UE5	199764	416	U.S. Treasury Bill	6/18/2026	3.751	25,801,000.00	24,991,836.99	25,214,465.87	0.00	282,266.17	4/15/2027		96.864	3.896		3.896	222,628.88
313384FN4	199955	416	FHLB Disc Note	7/14/2026	3.850	25,801,000.00	24,964,940.10	25,124,523.58	0.00	217,982.61	5/13/2027		96.760	4.015		4.015	159,583.48
313384GX1	200296	416	FHLB Disc Note	8/14/2026	3.785	29,694,000.00	28,741,791.78	28,790,649.13	0.00	149,855.72	6/15/2027		96.793	3.945		3.945	48,857.35
912797VQ7	200457	416	U.S. Treasury Bill	9/1/2026	3.915	25,801,000.00	24,931,183.79	24,955,165.82	0.00	84,175.76	7/8/2027		96.629	4.074		4.074	23,982.03
		416 Total				**316,042,005.47**	**306,497,502.39**	**310,899,812.92**	**0.00**	**4,990,280.55**							**4,402,310.53**

EOM - REPORT WRITER
Investment Inventory
Sorted by Fund
September 30, 2026

CUSIP	Investment #	Fund Number	Issuer	Purchase Date	Cur Rate	Par Value	Book Value	Market Value	Pur Accr Interest	Accrued Interest	Maturity Date	Call Date	Purchase Price	YTM	YTC	YTW	Unrealized G/L
09248U700	192493	417	BlackRock Money Market Fund		3.781	54.78	54.78	54.78	0.00	37.64			100.000	3.781		3.781	0.00
313385L61	200739	417	FHLB Disc Note	9/25/2026	3.870	45,782,000.00	45,644,196.18	45,670,566.61	0.00	29,529.39	10/23/2026		99.699	3.882		3.882	26,370.43
		417 Total				**45,782,054.78**	**45,644,250.96**	**45,670,621.39**	**0.00**	**29,567.03**							**26,370.43**
09248U700	193421	418	BlackRock Money Market Fund		3.781	4,461.93	4,461.93	4,461.93	0.00	13.43			100.000	3.781		3.781	0.00
62479MKK8	199746	418	MUFG Comm Paper	6/17/2026	3.830	12,329,000.00	12,166,353.09	12,303,774.87	0.00	139,036.87	10/19/2026		98.681	3.935		3.935	137,421.78
313385P91	199956	418	FHLB Disc Note	7/14/2026	3.715	30,819,000.00	30,411,915.25	30,651,221.36	0.00	251,247.62	11/19/2026		98.679	3.765		3.765	239,306.11
912797VH7	200350	418	U.S. Treasury Bill	8/20/2026	3.684	14,810,000.00	14,629,673.23	14,683,715.13	0.00	63,644.74	12/17/2026		98.782	3.781		3.781	54,041.90
91411UNL5	200591	418	Univ of California Comm Paper	9/15/2026	3.880	15,000,000.00	14,794,683.33	14,794,683.33	0.00	25,866.67	1/20/2027		98.631	3.988		3.988	0.00
313384AV1	200592	418	FHLB Disc Note	9/15/2026	3.980	7,183,000.00	7,082,146.69	7,093,837.42	0.00	12,705.93	1/20/2027		98.596	4.037		4.037	11,690.73
		418 Total				**80,145,461.93**	**79,089,233.52**	**79,531,694.04**	**0.00**	**492,515.26**							**442,460.52**
825252869	151206	712	Invesco Money Market Fund	10/1/2025	3.654	0.00	0.00	0.00	0.00	0.00			100.000	3.654		3.654	0.00
316175108	184449	712	Fidelity Money Market Fund		3.720	0.00	0.00	0.00	0.00	0.44			100.000	3.720		3.720	0.00
09248U700	183948	712	BlackRock Money Market Fund		3.781	8,598,100.00	8,598,100.00	8,598,100.00	0.00	93,292.66			100.000	3.781		3.781	0.00
912797SA6	199633	712	U.S. Treasury Bill	6/3/2026	3.619	5,061,600.00	5,000,546.98	5,061,600.00	0.00	61,053.02	10/1/2026		98.794	3.714		3.714	61,053.02
313397J51	200530	712	FHLMC Disc Note	9/8/2026	3.650	10,138,000.00	10,109,219.34	10,131,562.37	0.00	23,641.26	10/6/2026		99.716	3.660		3.660	22,343.03
313385J64	198958	712	FHLB Disc Note	3/24/2026	3.625	4,081,000.00	4,000,046.00	4,077,975.98	0.00	78,488.40	10/7/2026		98.016	3.774		3.774	77,929.98
313385J64	199107	712	FHLB Disc Note	4/8/2026	3.590	5,027,800.00	4,936,548.22	5,024,074.40	0.00	88,243.48	10/7/2026		98.185	3.656		3.656	87,526.18
313385K54	199172	712	FHLB Disc Note	4/15/2026	3.618	5,092,500.00	4,999,353.08	5,084,952.92	0.00	86,493.57	10/14/2026		98.171	3.685		3.685	85,599.84
313397K67	200613	712	FHLMC Disc Note	9/16/2026	3.795	14,380,000.00	14,336,039.14	14,357,178.94	0.00	22,738.38	10/15/2026		99.694	3.807		3.807	21,139.80
16085HKL9	200177	712	Carolinas Health Comm Paper	8/4/2026	3.850	10,666,000.00	10,578,168.48	10,578,168.48	0.00	66,158.81	10/20/2026		99.177	3.936		3.936	0.00
98459SKL1	200645	712	Yale Univ Comm Paper	9/17/2026	3.871	24,880,000.00	24,791,725.76	24,825,686.96	0.00	37,449.68	10/20/2026		99.645	3.938		3.938	33,961.20
313385L46	199200	712	FHLB Disc Note	4/16/2026	3.590	14,773,000.00	14,496,039.08	14,740,174.39	0.00	247,496.99	10/21/2026		98.125	3.718		3.718	244,135.31
313385M37	199305	712	FHLB Disc Note	4/29/2026	3.605	5,193,000.00	5,098,356.13	5,177,613.14	0.00	80,603.30	10/28/2026		98.177	3.672		3.672	79,257.01
16085HL38	200259	712	Carolinas Health Comm Paper	8/12/2026	3.850	7,000,000.00	6,937,865.27	6,937,865.27	0.00	37,430.56	11/3/2026		99.112	3.938		3.938	0.00
313313M96	200439	712	FFCB Disc Note	8/28/2026	3.700	8,000,000.00	7,944,911.11	7,970,384.00	0.00	27,955.56	11/3/2026		99.311	3.726		3.726	25,472.89
313385N28	199447	712	FHLB Disc Note	5/13/2026	3.605	5,089,000.00	4,999,818.81	5,069,605.82	0.00	71,854.56	11/4/2026		98.248	3.669		3.669	69,787.01
912797UM7	199464	712	U.S. Treasury Bill	5/14/2026	3.607	9,280,000.00	9,117,306.78	9,244,726.72	0.00	130,154.58	11/5/2026		98.247	3.722		3.722	127,419.94
313385N77	199515	712	FHLB Disc Note	5/20/2026	3.610	5,170,500.00	5,080,801.88	5,147,977.30	0.00	69,477.16	11/9/2026		98.265	3.674		3.674	67,175.42
313397N72	199693	712	FHLMC Disc Note	6/10/2026	3.595	5,154,000.00	5,075,768.01	5,131,549.18	0.00	58,159.31	11/9/2026		98.482	3.650		3.650	55,781.17
313385N85	199800	712	FHLB Disc Note	6/23/2026	3.740	5,000,000.00	4,927,277.78	4,977,680.00	0.00	51,944.44	11/10/2026		98.546	3.795		3.795	50,402.22
48306BLC7	200239	712	Kaiser Comm Paper	8/11/2026	3.850	15,413,000.00	15,259,704.87	15,338,586.04	0.00	84,065.07	11/12/2026		99.005	3.943		3.943	78,881.17
48306BLC7	200260	712	Kaiser Comm Paper	8/12/2026	3.800	5,022,000.00	4,973,230.93	4,997,753.78	0.00	26,504.93	11/12/2026		99.029	3.891		3.891	24,522.85
313385P26	199592	712	FHLB Disc Note	6/1/2026	3.650	4,193,000.00	4,123,279.73	4,173,368.37	0.00	51,865.08	11/12/2026		98.337	3.712		3.712	50,088.64
21920PLJ4	200680	712	Cornell Univ Comm Paper	9/22/2026	3.970	10,000,000.00	9,937,141.67	9,937,141.67	0.00	9,925.00	11/18/2026		99.371	4.051		4.051	0.00
313589P80	199517	712	FNMA Disc Note	5/20/2026	3.590	5,093,000.00	5,000,564.88	5,065,823.75	0.00	68,056.63	11/18/2026		98.185	3.656		3.656	65,258.87
313589Q55	200038	712	FNMA Disc Note	7/22/2026	3.740	5,000,000.00	4,935,588.89	4,970,600.00	0.00	36,880.55	11/23/2026		98.712	3.789		3.789	35,011.11
21920PM20	200240	712	Cornell Univ Comm Paper	8/11/2026	3.860	304,000.00	300,316.70	300,316.70	0.00	1,662.37	12/2/2026		98.788	3.962		3.962	0.00
62479MM26	199631	712	MUFG Comm Paper	6/3/2026	3.860	5,000,000.00	4,902,427.78	4,965,740.00	0.00	64,333.33	12/2/2026		98.049	3.992		3.992	63,312.22
313589S53	199722	712	FNMA Disc Note	6/15/2026	3.600	20,368,000.00	20,007,486.40	20,212,347.74	0.00	219,974.40	12/9/2026		98.230	3.665		3.665	204,861.34
89233HMA9	199857	712	Toyota Comm Paper	7/1/2026	4.000	10,000,000.00	9,820,000.00	9,920,860.00	0.00	102,222.22	12/10/2026		98.200	4.130		4.130	100,860.00
313313S66	200357	712	FFCB Disc Note	8/20/2026	3.720	5,000,000.00	4,942,133.33	4,961,245.00	0.00	21,700.00	12/10/2026		98.843	3.764		3.764	19,111.67
313385S72	199748	712	FHLB Disc Note	6/17/2026	3.685	9,127,000.00	8,961,637.77	9,055,261.78	0.00	99,030.49	12/11/2026		98.188	3.753		3.753	93,624.01
313385T22	200788	712	FHLB Disc Note	9/30/2026	3.955	16,240,000.00	16,106,189.17	16,107,043.12	0.00	1,784.14	12/14/2026		99.176	3.988		3.988	853.95
313385T48	199801	712	FHLB Disc Note	6/23/2026	3.810	10,351,000.00	10,158,195.37	10,263,989.49	0.00	109,548.09	12/16/2026		98.137	3.882		3.882	105,794.12
313313T57	200352	712	FFCB Disc Note	8/20/2026	3.720	10,000,000.00	9,877,033.33	9,914,850.00	0.00	43,400.00	12/17/2026		98.770	3.766		3.766	37,816.67
313589U35	199747	712	FNMA Disc Note	6/17/2026	3.615	5,000,000.00	4,905,106.25	4,954,150.00	0.00	53,220.83	12/23/2026		98.102	3.745		3.745	49,043.75
62479MMU4	200156	712	MUFG Comm Paper	8/3/2026	3.910	4,403,500.00	4,333,194.45	4,358,861.72	0.00	28,217.87	12/28/2026		98.403	4.029		4.029	25,667.27
313385V29	199824	712	FHLB Disc Note	6/24/2026	3.790	4,259,000.00	4,174,256.55	4,216,691.09	0.00	44,389.43	12/30/2026		98.010	3.929		3.929	42,434.54
62479MN66	200111	712	MUFG Comm Paper	7/29/2026	4.000	3,325,000.00	3,265,519.44	3,287,553.85	0.00	23,644.45	1/6/2027		98.211	4.129		4.129	22,034.41
313396AF0	199901	712	FHLMC Disc Note	7/7/2026	3.720	3,837,000.00	3,764,442.33	3,795,322.51	0.00	34,098.14	1/6/2027		98.109	3.876		3.876	30,880.18
313396AN3	200317	712	FHLMC Disc Note	8/18/2026	3.695	7,184,000.00	7,074,871.05	7,100,399.79	0.00	32,443.74	1/13/2027		98.481	3.752		3.752	25,528.74
313384BK4	200644	712	FHLB Disc Note	9/17/2026	4.040	6,314,000.00	6,215,508.62	6,224,391.71	0.00	9,920.00	2/3/2027		98.440	4.104		4.104	8,883.09
313588BS3	200681	712	FNMA Disc Note	9/22/2026	4.050	15,000,000.00	14,762,062.50	14,775,285.00	0.00	15,187.50	2/10/2027		98.414	4.115		4.115	13,222.50
78009BPH9	200318	712	RBC Comm Paper	8/18/2026	3.960	10,206,000.00	10,000,553.22	10,036,917.20	0.00	49,397.04	2/17/2027		97.987	4.097		4.097	36,363.98
313384BZ1	200546	712	FHLB Disc Note	9/9/2026	3.880	5,087,500.00	4,999,220.57	5,007,275.21	0.00	12,063.03	2/17/2027		98.265	3.949		3.949	8,054.64
313312CA6	200635	712	FFCB Disc Note	9/17/2026	4.070	5,000,000.00	4,912,947.22	4,920,590.00	0.00	7,913.89	2/18/2027		98.259	4.142		4.142	7,642.78

EOM - REPORT WRITER
Investment Inventory
Sorted by Fund
September 30, 2026

CUSIP	Investment #	Fund Number	Issuer	Purchase Date	Cur Rate	Par Value	Book Value	Market Value	Pur Accr Interest	Accrued Interest	Maturity Date	Call Date	Purchase Price	YTM	YTC	YTW	Unrealized G/L
313384CP2	200682	712	FHLB Disc Note	9/22/2026	4.090	10,804,000.00	10,605,152.38	10,614,973.22	0.00	11,047.09	3/3/2027		98.160	4.167		4.167	9,820.84
313384CP2	200785	712	FHLB Disc Note	9/30/2026	4.155	5,000,000.00	4,911,129.17	4,912,520.00	0.00	577.08	3/3/2027		98.223	4.230		4.230	1,390.83
313384CW7	200787	712	FHLB Disc Note	9/30/2026	4.150	5,000,000.00	4,907,201.39	4,908,545.00	0.00	576.39	3/10/2027		98.144	4.228		4.228	1,343.61
62479MQH9	200596	712	MUFG Comm Paper	9/15/2026	4.170	4,086,000.00	3,999,387.02	4,004,737.63	0.00	7,572.72	3/17/2027		97.880	4.319		4.319	5,350.61
313384DL0	200706	712	FHLB Disc Note	9/23/2026	4.184	5,107,500.00	4,999,463.89	5,005,952.68	0.00	4,748.84	3/24/2027		97.885	4.274		4.274	6,488.79
		712 Total				**383,309,000.00**	**378,162,838.72**	**380,445,969.92**	**0.00**	**2,608,606.50**							**2,283,131.20**
825252869	151207	713	Invesco Money Market Fund	10/1/2025	3.654	0.00	0.00	0.00	0.00	0.00			100.000	3.654		3.654	0.00
09248U700	184120	713	BlackRock Money Market Fund		3.781	981,900.00	981,900.00	981,900.00	0.00	25,823.57			100.000	3.781		3.781	0.00
313385J64	199108	713	FHLB Disc Note	4/8/2026	3.590	5,074,200.00	4,982,106.09	5,070,440.02	0.00	89,057.85	10/7/2026		98.185	3.656		3.656	88,333.93
313385K54	199173	713	FHLB Disc Note	4/15/2026	3.618	4,545,500.00	4,462,358.26	4,538,763.57	0.00	77,203.04	10/14/2026		98.171	3.685		3.685	76,405.31
313385L46	199385	713	FHLB Disc Note	5/6/2026	3.590	5,000,000.00	4,916,233.33	4,988,890.00	0.00	73,794.45	10/21/2026		98.325	3.651		3.651	72,656.67
313385M37	199306	713	FHLB Disc Note	4/29/2026	3.605	4,132,000.00	4,056,693.15	4,119,756.88	0.00	64,134.95	10/28/2026		98.177	3.672		3.672	63,063.73
313385N28	199448	713	FHLB Disc Note	5/13/2026	3.605	4,608,000.00	4,527,248.00	4,590,438.91	0.00	65,063.04	11/4/2026		98.248	3.669		3.669	63,190.91
313385N77	199516	713	FHLB Disc Note	5/20/2026	3.610	2,281,500.00	2,241,920.41	2,271,561.79	0.00	30,657.02	11/9/2026		98.265	3.674		3.674	29,641.38
313397N72	199694	713	FHLMC Disc Note	6/10/2026	3.595	5,229,000.00	5,149,629.59	5,206,222.48	0.00	59,005.63	11/9/2026		98.482	3.650		3.650	56,592.89
912797VW4	200243	713	U.S. Treasury Bill	8/11/2026	3.704	2,449,000.00	2,426,068.43	2,438,319.91	0.00	12,851.76	11/10/2026		99.064	3.791		3.791	12,251.48
48306BLC7	200261	713	Kaiser Comm Paper	8/12/2026	3.800	1,179,000.00	1,167,550.63	1,173,307.79	0.00	6,222.48	11/12/2026		99.029	3.891		3.891	5,757.16
313589P80	199818	713	FNMA Disc Note	6/24/2026	3.705	7,611,000.00	7,495,855.08	7,570,387.70	0.00	77,546.58	11/18/2026		98.487	3.762		3.762	74,532.62
62479MLP6	200042	713	MUFG Comm Paper	7/22/2026	3.930	6,267,000.00	6,182,165.71	6,230,425.79	0.00	48,574.47	11/23/2026		98.646	4.039		4.039	48,260.08
313589Q55	200039	713	FNMA Disc Note	7/22/2026	3.740	5,000,000.00	4,935,588.89	4,970,600.00	0.00	36,880.55	11/23/2026		98.712	3.789		3.789	35,011.11
21920PM20	200241	713	Cornell Univ Comm Paper	8/11/2026	3.860	1,286,000.00	1,270,418.68	1,270,418.68	0.00	7,032.28	12/2/2026		98.788	3.962		3.962	0.00
313589R62	200110	713	FNMA Disc Note	7/29/2026	3.790	9,501,000.00	9,374,969.24	9,435,661.62	0.00	64,015.62	12/2/2026		98.674	3.841		3.841	60,692.38
313589S53	199866	713	FNMA Disc Note	7/1/2026	3.735	5,000,000.00	4,916,481.25	4,961,790.00	0.00	47,725.00	12/9/2026		98.330	3.798		3.798	45,308.75
98459SMF2	200473	713	Yale Univ Comm Paper	9/2/2026	3.780	8,294,000.00	8,203,429.52	8,222,406.19	0.00	25,255.23	12/15/2026		98.908	3.875		3.875	18,976.67
313589T45	200267	713	FNMA Disc Note	8/12/2026	3.675	5,000,000.00	4,935,687.50	4,957,970.00	0.00	25,520.83	12/16/2026		98.714	3.723		3.723	22,282.50
313385U38	200268	713	FHLB Disc Note	8/12/2026	3.715	5,000,000.00	4,931,375.69	4,954,150.00	0.00	25,798.61	12/23/2026		98.628	3.767		3.767	22,774.31
62479MMU4	200157	713	MUFG Comm Paper	8/3/2026	3.910	1,466,500.00	1,443,086.11	1,451,634.09	0.00	9,397.41	12/28/2026		98.403	4.029		4.029	8,547.98
313385U87	200269	713	FHLB Disc Note	8/12/2026	3.720	8,799,000.00	8,673,526.26	8,713,508.92	0.00	45,461.50	12/28/2026		98.574	3.774		3.774	39,982.66
313589U92	200337	713	FNMA Disc Note	8/19/2026	3.700	4,127,000.00	4,071,010.37	4,086,452.23	0.00	18,239.05	12/29/2026		98.643	3.751		3.751	15,441.86
313384AF6	200285	713	FHLB Disc Note	8/13/2026	3.720	12,035,000.00	11,853,431.97	11,904,275.83	0.00	60,937.22	1/6/2027		98.491	3.777		3.777	50,843.86
313588AN5	200389	713	FNMA Disc Note	8/25/2026	3.750	5,174,000.00	5,098,006.88	5,113,790.16	0.00	19,941.46	1/13/2027		98.531	3.806		3.806	15,783.28
313384AV1	200414	713	FHLB Disc Note	8/26/2026	3.760	4,342,000.00	4,275,335.83	4,288,102.75	0.00	16,325.92	1/20/2027		98.465	3.819		3.819	12,766.92
313384BC2	200504	713	FHLB Disc Note	9/3/2026	3.815	5,101,000.00	5,022,077.61	5,033,722.91	0.00	15,135.80	1/27/2027		98.453	3.875		3.875	11,645.30
313384BK4	200529	713	FHLB Disc Note	9/8/2026	3.855	4,342,000.00	4,273,186.54	4,280,378.34	0.00	10,693.98	2/3/2027		98.415	3.917		3.917	7,191.80
313588BK0	200544	713	FNMA Disc Note	9/9/2026	3.845	5,000,000.00	4,921,497.92	4,929,040.00	0.00	11,748.61	2/3/2027		98.430	3.906		3.906	7,542.08
313396BS1	200545	713	FHLMC Disc Note	9/9/2026	3.830	5,000,000.00	4,918,080.56	4,925,095.00	0.00	11,702.78	2/10/2027		98.362	3.894		3.894	7,014.44
313384BZ1	200547	713	FHLB Disc Note	9/9/2026	3.880	5,880,500.00	5,778,460.26	5,787,770.40	0.00	13,943.32	2/17/2027		98.265	3.949		3.949	9,310.14
313384CG2	200593	713	FHLB Disc Note	9/15/2026	4.010	5,000,000.00	4,909,775.00	4,917,210.00	0.00	8,911.11	2/24/2027		98.196	4.084		4.084	7,435.00
313384CP2	200594	713	FHLB Disc Note	9/15/2026	4.060	5,000,000.00	4,904,702.78	4,912,520.00	0.00	9,022.22	3/3/2027		98.094	4.139		4.139	7,817.22
313384CW7	200595	713	FHLB Disc Note	9/15/2026	4.050	5,000,000.00	4,901,000.00	4,908,545.00	0.00	9,000.00	3/10/2027		98.020	4.132		4.132	7,545.00
313384DB2	200614	713	FHLB Disc Note	9/16/2026	4.040	5,032,000.00	4,930,353.60	4,937,101.51	0.00	8,470.53	3/15/2027		97.980	4.123		4.123	6,747.91
313384DL0	200707	713	FHLB Disc Note	9/23/2026	4.184	500.00	489.42	490.06	0.00	0.80	3/24/2027		97.885	4.274		4.274	0.64
313384EA3	200597	713	FHLB Disc Note	9/15/2026	4.070	6,433,000.00	6,284,633.58	6,292,670.54	0.00	11,636.58	4/7/2027		97.694	4.191		4.191	8,036.96
		713 Total				**176,171,600.00**	**173,416,334.14**	**174,435,719.07**	**0.00**	**1,142,731.25**							**1,019,384.93**
825252869	151208	714	Invesco Money Market Fund	10/1/2025	3.654	0.00	0.00	0.00	0.00	0.00			100.000	3.654		3.654	0.00
316175108	184105	714	Fidelity Money Market Fund	10/1/2025	3.720	0.00	0.00	0.00	0.00	0.00			100.000	3.720		3.720	0.00
09248U700	183867	714	BlackRock Money Market Fund		3.781	23,039,000.00	23,039,000.00	23,039,000.00	0.00	51,231.44			100.000	3.781		3.781	0.00
4812C0670	184481	714	J.P. Morgan Money Market Fund	10/1/2025	3.785	0.00	0.00	0.00	0.00	0.00			100.000	3.785		3.785	0.00
313385J56	200641	714	FHLB Disc Note	9/17/2026	3.830	8,700,000.00	8,682,413.92	8,694,475.50	0.00	12,958.16	10/6/2026		99.798	3.838		3.838	12,061.58
313385J64	200560	714	FHLB Disc Note	9/10/2026	3.685	17,539,000.00	17,490,526.59	17,526,003.60	0.00	37,701.54	10/7/2026		99.724	3.695		3.695	35,477.01
313385K54	200642	714	FHLB Disc Note	9/17/2026	3.825	15,000,000.00	14,956,968.75	14,977,770.00	0.00	22,312.50	10/14/2026		99.713	3.836		3.836	20,801.25
912797UK1	200643	714	U.S. Treasury Bill	9/17/2026	3.796	19,774,000.00	19,715,626.05	19,744,675.16	0.00	29,186.98	10/15/2026		99.705	3.860		3.860	29,049.11
912797UK1	200775	714	U.S. Treasury Bill	9/30/2026	3.828	48,500,000.00	48,422,644.52	48,428,074.50	0.00	5,157.03	10/15/2026		99.841	3.887		3.887	5,429.98
313589L43	200776	714	FNMA Disc Note	9/30/2026	3.830	5,138,100.00	5,126,620.63	5,126,683.14	0.00	546.64	10/21/2026		99.777	3.839		3.839	62.51
		714 Total				**137,690,100.00**	**137,433,800.46**	**137,536,681.90**	**0.00**	**159,094.29**							**102,881.44**
316175108	153349	740	Fidelity Money Market Fund		3.720	0.00	0.00	0.00	0.00	355.91			100.000	3.720		3.720	0.00

EOM - REPORT WRITER
Investment Inventory
Sorted by Fund
September 30, 2026

CUSIP	Investment #	Fund Number	Issuer	Purchase Date	Cur Rate	Par Value	Book Value	Market Value	Pur Accr Interest	Accrued Interest	Maturity Date	Call Date	Purchase Price	YTM	YTC	YTW	Unrealized G/L
313385H82	198983	740	FHLB Disc Note	3/25/2026	3.610	48,932,000.00	47,999,709.48	48,926,813.21	0.00	932,290.52	10/1/2026		98.095	3.759		3.759	927,103.73
313385H82	199095	740	FHLB Disc Note	4/7/2026	3.600	48,867,000.00	48,002,054.10	48,861,820.10	0.00	864,945.90	10/1/2026		98.230	3.665		3.665	859,766.00
313385H82	199203	740	FHLB Disc Note	4/16/2026	3.590	22,052,000.00	21,682,555.49	22,049,662.49	0.00	369,444.51	10/1/2026		98.325	3.651		3.651	367,107.00
313385H82	199536	740	FHLB Disc Note	5/21/2026	3.600	21,933,000.00	21,641,291.10	21,930,675.10	0.00	291,708.90	10/1/2026		98.670	3.649		3.649	289,384.00
313385H82	200646	740	FHLB Disc Note	9/17/2026	3.830	17,024,000.00	16,998,643.70	17,022,195.46	0.00	25,356.30	10/1/2026		99.851	3.836		3.836	23,551.76
313385H82	200710	740	FHLB Disc Note	9/23/2026	3.820	4,814,000.00	4,809,913.45	4,813,489.72	0.00	4,086.55	10/1/2026		99.915	3.823		3.823	3,576.27
313397H87	199027	740	FHLMC Disc Note	3/31/2026	3.545	14,495,000.00	14,232,366.71	14,493,463.53	0.00	262,633.29	10/1/2026		98.188	3.670		3.670	261,096.82
313397H87	199053	740	FHLMC Disc Note	4/1/2026	3.540	48,700,000.00	47,823,643.50	48,694,837.80	0.00	876,356.50	10/1/2026		98.201	3.665		3.665	871,194.30
313589H89	199775	740	FNMA Disc Note	6/18/2026	3.670	6,675,000.00	6,603,549.69	6,674,292.45	0.00	71,450.32	10/1/2026		98.930	3.710		3.710	70,742.76
912797SA6	200358	740	U.S. Treasury Bill	8/20/2026	3.632	21,766,000.00	21,673,762.58	21,766,000.00	0.00	92,237.42	10/1/2026		99.576	3.698		3.698	92,237.42
		740 Total				**255,258,000.00**	**251,467,489.80**	**255,233,249.86**	**0.00**	**3,790,866.12**							**3,765,760.06**
316175108	152295	741	Fidelity Money Market Fund		3.720	0.00	0.00	0.00	0.00	12,093.99			100.000	3.720		3.720	0.00
313385K54	199182	741	FHLB Disc Note	4/15/2026	3.618	7,675,000.00	7,534,616.58	7,663,625.65	0.00	130,356.03	10/14/2026		98.171	3.685		3.685	129,009.07
313385N28	198848	741	FHLB Disc Note	3/11/2026	3.500	8,112,000.00	7,924,297.33	8,081,085.17	0.00	160,888.00	11/4/2026		97.686	3.639		3.639	156,787.84
313385N28	199136	741	FHLB Disc Note	4/10/2026	3.585	102,000.00	99,887.24	101,611.28	0.00	1,767.41	11/4/2026		97.929	3.715		3.715	1,724.04
313385N77	198803	741	FHLB Disc Note	3/5/2026	3.500	17,743,000.00	17,313,471.54	17,665,711.49	0.00	362,252.92	11/9/2026		97.579	3.639		3.639	352,239.95
21920PLJ4	200683	741	Cornell Univ Comm Paper	9/22/2026	3.970	7,812,000.00	7,762,895.07	7,762,895.07	0.00	7,753.41	11/18/2026		99.371	4.051		4.051	0.00
313385Q74	199902	741	FHLB Disc Note	7/7/2026	3.740	10,501,000.00	10,347,177.85	10,436,964.90	0.00	93,820.60	11/25/2026		98.535	3.796		3.796	89,787.05
89233HM27	199723	741	Toyota Comm Paper	6/15/2026	3.810	7,193,000.00	7,063,585.94	7,142,785.67	0.00	82,215.99	12/2/2026		98.201	3.934		3.934	79,199.73
89233HM27	199783	741	Toyota Comm Paper	6/22/2026	3.990	10,976,000.00	10,777,709.41	10,899,376.54	0.00	122,867.18	12/2/2026		98.193	4.120		4.120	121,667.13
98459SMF2	200489	741	Yale Univ Comm Paper	9/2/2026	3.780	6,528,000.00	6,456,714.24	6,471,650.30	0.00	19,877.76	12/15/2026		98.908	3.875		3.875	14,936.06
313385T48	199802	741	FHLB Disc Note	6/23/2026	3.810	10,190,000.00	10,000,194.27	10,104,342.86	0.00	107,844.16	12/16/2026		98.137	3.882		3.882	104,148.59
62479MNR0	200084	741	MUFG Comm Paper	7/27/2026	4.060	8,035,000.00	7,870,077.16	7,925,105.31	0.00	59,807.18	1/25/2027		97.947	4.203		4.203	55,028.15
313312DF4	200506	741	FFCB Disc Note	9/3/2026	3.910	7,918,000.00	7,748,583.39	7,765,071.75	0.00	24,079.52	3/19/2027		97.860	4.020		4.020	16,488.36
313312EG1	200740	741	FFCB Disc Note	9/25/2026	4.220	1,901,000.00	1,856,432.11	1,858,216.09	0.00	1,337.04	4/13/2027		97.656	4.347		4.347	1,783.98
313312EG1	200790	741	FFCB Disc Note	9/30/2026	4.200	2,058,000.00	2,011,180.50	2,011,682.65	0.00	240.10	4/13/2027		97.725	4.344		4.344	502.15
912797UE5	199468	741	U.S. Treasury Bill	5/14/2026	3.624	112,000.00	108,211.71	109,453.90	0.00	1,578.45	4/15/2027		96.618	3.770		3.770	1,242.19
313384FK0	199572	741	FHLB Disc Note	5/28/2026	3.685	16,248,000.00	15,670,882.32	15,827,680.49	0.00	209,558.58	5/10/2027		96.448	3.842		3.842	156,798.17
313384GW3	200244	741	FHLB Disc Note	8/11/2026	3.850	3,417,000.00	3,304,813.25	3,313,447.82	0.00	18,636.89	6/14/2027		96.717	4.015		4.015	8,634.57
313588LY9	200752	741	FNMA Disc Note	9/28/2026	4.380	9,980,000.00	9,546,518.70	9,553,374.96	0.00	3,642.70	9/20/2027		95.657	4.591		4.591	6,856.26
3136GAXE4	197145	741	FNMA Callable Bond	10/10/2025	4.000	5,000,000.00	5,000,000.00	4,933,945.00	0.00	95,000.00	10/10/2028	10/10/2026	100.000	4.000	4.000	4.000	(66,055.00)
3136GATU3	196857	741	FNMA Callable Bond	9/19/2025	4.300	6,000,000.00	6,000,000.00	5,839,290.00	0.00	8,600.00	9/19/2030	10/19/2026	100.000	4.300	4.300	4.300	(160,710.00)
3134HBZ38	197262	741	FHLMC Callable Bond	10/22/2025	4.200	3,005,000.00	3,005,000.00	2,905,465.39	0.00	57,495.67	10/17/2030	10/17/2026	100.000	4.200	4.199	4.199	(99,534.61)
3134HB6L0	197538	741	FHLMC Callable Bond	11/14/2025	4.280	5,050,000.00	5,050,000.00	4,915,861.90	0.00	82,253.28	11/14/2030		100.000	4.280		4.280	(134,138.10)
3136GCBU8	198213	741	FNMA Callable Bond	1/8/2026	4.150	3,000,000.00	2,999,744.18	2,896,464.00	0.00	33,545.83	12/24/2030	12/24/2026	99.990	4.152	4.159	4.152	(103,280.18)
3136GCGV1	198379	741	FNMA Callable Bond	1/23/2026	4.125	5,010,000.00	5,010,000.00	4,843,312.29	0.00	39,036.25	1/23/2031	10/23/2026	100.000	4.125	4.125	4.125	(166,687.71)
3136GCTH8	198823	741	FNMA Callable Bond	3/10/2026	4.350	3,027,000.00	3,027,000.00	2,947,093.25	0.00	7,681.01	3/10/2031	10/10/2026	100.000	4.350	4.350	4.350	(79,906.75)
3130B9WL0	198984	741	FHLB Callable Bond	3/25/2026	4.400	5,000,000.00	5,000,000.00	4,847,810.00	0.00	3,666.67	3/25/2031		100.000	4.400		4.400	(152,190.00)
3130B9WU0	199001	741	FHLB Callable Bond	3/26/2026	4.450	3,045,000.00	3,045,000.00	2,948,765.82	0.00	1,881.98	3/26/2031	12/26/2026	100.000	4.450	4.450	4.450	(96,234.18)
3130B9Z52	199019	741	FHLB Callable Bond	3/30/2026	4.600	5,000,000.00	5,000,000.00	4,923,100.00	0.00	3,194.44	3/26/2031	12/26/2026	100.000	4.600	4.600	4.600	(76,900.00)
		741 Total				**179,638,000.00**	**176,533,992.79**	**176,695,189.55**	**0.00**	**1,752,973.04**							**161,196.76**
316175108	164540	742	Fidelity Money Market Fund		3.720	66,800.00	66,800.00	66,800.00	0.00	199.11			100.000	3.720		3.720	0.00
		742 Total				**66,800.00**	**66,800.00**	**66,800.00**	**0.00**	**199.11**							**0.00**
825252869	151209	756	Invesco Money Market Fund	10/1/2025	3.654	0.00	0.00	0.00	0.00	0.00			100.000	3.654		3.654	0.00
09248U700	184144	756	BlackRock Money Market Fund		3.781	6,051,800.00	6,051,800.00	6,051,800.00	0.00	36,764.28			100.000	3.781		3.781	0.00
62479MK77	200618	756	MUFG Comm Paper	9/16/2026	3.850	143,000.00	142,678.85	142,892.18	0.00	229.39	10/7/2026		99.775	3.912		3.912	213.33
313385K54	200778	756	FHLB Disc Note	9/30/2026	3.830	17,600.00	17,573.79	17,573.92	0.00	1.87	10/14/2026		99.851	3.836		3.836	0.13
313385L46	200701	756	FHLB Disc Note	9/23/2026	3.803	1,128,000.00	1,124,663.50	1,125,493.58	0.00	953.29	10/21/2026		99.704	3.814		3.814	830.08
		756 Total				**7,340,400.00**	**7,336,716.14**	**7,337,759.68**	**0.00**	**37,948.83**							**1,043.54**
825252869	151210	760	Invesco Money Market Fund	10/1/2025	3.654	0.00	0.00	0.00	0.00	0.00			100.000	3.654		3.654	0.00
09248U700	184450	760	BlackRock Money Market Fund		3.781	0.00	0.00	0.00	0.00	2,497.87			100.000	3.781		3.781	0.00
62479MK10	199913	760	MUFG Comm Paper	7/8/2026	3.750	6,873,000.00	6,812,145.31	6,872,257.72	0.00	60,854.69	10/1/2026		99.115	3.836		3.836	60,112.41
313385H82	198192	760	FHLB Disc Note	1/7/2026	3.380	7,871,000.00	7,673,687.15	7,870,165.67	0.00	197,312.85	10/1/2026		97.493	3.490		3.490	196,478.52
313385H82	198423	760	FHLB Disc Note	1/29/2026	3.465	393,000.00	383,732.57	392,958.34	0.00	9,267.43	10/1/2026		97.642	3.573		3.573	9,225.77
313385H82	198569	760	FHLB Disc Note	2/11/2026	3.480	17,825,000.00	17,425,244.67	17,823,110.55	0.00	399,755.33	10/1/2026		97.757	3.584		3.584	397,865.88
313385H82	198584	760	FHLB Disc Note	2/12/2026	3.475	1,000,000.00	977,702.08	999,894.00	0.00	22,297.92	10/1/2026		97.770	3.578		3.578	22,191.92

EOM - REPORT WRITER
Investment Inventory
Sorted by Fund
September 30, 2026

CUSIP	Investment #	Fund Number	Issuer	Purchase Date	Cur Rate	Par Value	Book Value	Market Value	Pur Accr Interest	Accrued Interest	Maturity Date	Call Date	Purchase Price	YTM	YTC	YTW	Unrealized G/L
313385H82	198610	760	FHLB Disc Note	2/17/2026	3.455	15,333,000.00	15,000,431.49	15,331,374.70	0.00	332,568.51	10/1/2026		97.831	3.555		3.555	330,943.21
313385H82	198652	760	FHLB Disc Note	2/19/2026	3.480	8,743,000.00	8,553,684.91	8,742,073.24	0.00	189,315.09	10/1/2026		97.835	3.581		3.581	188,388.33
313385H82	199125	760	FHLB Disc Note	4/9/2026	3.585	8,255,000.00	8,111,139.43	8,254,124.97	0.00	143,860.57	10/1/2026		98.257	3.649		3.649	142,985.54
313385H82	200064	760	FHLB Disc Note	7/23/2026	3.715	106,000.00	105,234.30	105,988.76	0.00	765.70	10/1/2026		99.278	3.742		3.742	754.46
313385H82	200126	760	FHLB Disc Note	7/30/2026	3.670	623,000.00	618,998.78	622,933.96	0.00	4,001.22	10/1/2026		99.358	3.694		3.694	3,935.18
313397H87	198234	760	FHLMC Disc Note	1/12/2026	3.380	7,799,000.00	7,607,153.27	7,798,173.31	0.00	191,846.73	10/1/2026		97.540	3.489		3.489	191,020.04
313397H87	198351	760	FHLMC Disc Note	1/21/2026	3.420	1,874,000.00	1,828,958.41	1,873,801.36	0.00	45,041.59	10/1/2026		97.597	3.528		3.528	44,842.95
313397H87	198371	760	FHLMC Disc Note	1/22/2026	3.445	1,132,000.00	1,104,701.82	1,131,880.01	0.00	27,298.18	10/1/2026		97.589	3.554		3.554	27,178.19
313397H87	198378	760	FHLMC Disc Note	1/23/2026	3.450	252,000.00	245,938.35	251,973.29	0.00	6,061.65	10/1/2026		97.595	3.559		3.559	6,034.94
313397H87	198439	760	FHLMC Disc Note	1/30/2026	3.450	7,504,000.00	7,328,531.47	7,503,204.58	0.00	175,468.53	10/1/2026		97.662	3.556		3.556	174,673.11
313397H87	198714	760	FHLMC Disc Note	2/26/2026	3.470	276,000.00	270,227.08	275,970.74	0.00	5,772.92	10/1/2026		97.908	3.567		3.567	5,743.66
313397H87	198731	760	FHLMC Disc Note	2/27/2026	3.470	7,997,000.00	7,830,502.46	7,996,152.32	0.00	166,497.54	10/1/2026		97.918	3.567		3.567	165,649.86
313397H87	198753	760	FHLMC Disc Note	3/2/2026	3.435	7,381,000.00	7,230,990.40	7,380,217.61	0.00	150,009.60	10/1/2026		97.968	3.571		3.571	149,227.21
313397H87	198925	760	FHLMC Disc Note	3/19/2026	3.565	212,000.00	207,885.20	211,977.53	0.00	4,114.80	10/1/2026		98.059	3.710		3.710	4,092.33
313397H87	198975	760	FHLMC Disc Note	3/25/2026	3.600	8,295,000.00	8,137,395.00	8,294,120.73	0.00	157,605.00	10/1/2026		98.100	3.748		3.748	156,725.73
313397H87	198997	760	FHLMC Disc Note	3/26/2026	3.610	216,000.00	211,906.26	215,977.10	0.00	4,093.74	10/1/2026		98.105	3.759		3.759	4,070.84
313589H89	199774	760	FNMA Disc Note	6/18/2026	3.670	256,000.00	253,259.73	255,972.86	0.00	2,740.27	10/1/2026		98.930	3.710		3.710	2,713.13
313589H89	199869	760	FNMA Disc Note	7/1/2026	3.690	10,276,000.00	10,179,097.32	10,274,910.74	0.00	96,902.68	10/1/2026		99.057	3.725		3.725	95,813.42
313589H89	199938	760	FNMA Disc Note	7/10/2026	3.650	2,920,000.00	2,895,427.39	2,919,690.48	0.00	24,572.61	10/1/2026		99.158	3.681		3.681	24,263.09
912797SA6	197917	760	U.S. Treasury Bill	12/11/2025	3.427	7,101,000.00	6,902,280.53	7,101,000.00	0.00	198,719.47	10/1/2026		97.202	3.550		3.550	198,719.47
912797SA6	198270	760	U.S. Treasury Bill	1/14/2026	3.405	503,000.00	490,630.03	503,000.00	0.00	12,369.97	10/1/2026		97.541	3.521		3.521	12,369.97
912797SA6	199064	760	U.S. Treasury Bill	4/2/2026	3.592	442,000.00	433,973.48	442,000.00	0.00	8,026.52	10/1/2026		98.184	3.709		3.709	8,026.52
912797SA6	199085	760	U.S. Treasury Bill	4/6/2026	3.602	161,000.00	158,132.37	161,000.00	0.00	2,867.63	10/1/2026		98.219	3.719		3.719	2,867.63
912797SA6	199154	760	U.S. Treasury Bill	4/14/2026	3.595	683,000.00	671,405.13	683,000.00	0.00	11,594.87	10/1/2026		98.302	3.708		3.708	11,594.87
912797SA6	199198	760	U.S. Treasury Bill	4/16/2026	3.590	191,000.00	187,800.11	191,000.00	0.00	3,199.89	10/1/2026		98.325	3.702		3.702	3,199.89
912797SA6	199634	760	U.S. Treasury Bill	6/3/2026	3.619	502,400.00	496,340.05	502,400.00	0.00	6,059.95	10/1/2026		98.794	3.714		3.714	6,059.95
912797SA6	199835	760	U.S. Treasury Bill	6/25/2026	3.666	150,000.00	148,503.25	150,000.00	0.00	1,496.75	10/1/2026		99.002	3.754		3.754	1,496.75
912797SA6	199928	760	U.S. Treasury Bill	7/9/2026	3.664	1,413,000.00	1,400,921.44	1,413,000.00	0.00	12,078.56	10/1/2026		99.145	3.746		3.746	12,078.56
912797SA6	200208	760	U.S. Treasury Bill	8/6/2026	3.653	687,000.00	683,096.70	687,000.00	0.00	3,903.30	10/1/2026		99.432	3.724		3.724	3,903.30
912797SA6	200284	760	U.S. Treasury Bill	8/13/2026	3.620	6,450,000.00	6,418,219.42	6,450,000.00	0.00	31,780.58	10/1/2026		99.507	3.688		3.688	31,780.58
912797SA6	200488	760	U.S. Treasury Bill	9/2/2026	3.675	6,283,000.00	6,264,400.71	6,283,000.00	0.00	18,599.29	10/1/2026		99.704	3.737		3.737	18,599.29
912797SA6	200503	760	U.S. Treasury Bill	9/3/2026	3.640	6,838,000.00	6,818,639.80	6,838,000.00	0.00	19,360.20	10/1/2026		99.717	3.701		3.701	19,360.20
313385H90	199052	760	FHLB Disc Note	4/1/2026	3.585	8,150,000.00	8,000,664.83	8,148,272.20	0.00	148,523.57	10/2/2026		98.168	3.712		3.712	147,607.37
313397H95	198527	760	FHLMC Disc Note	2/6/2026	3.410	24,335,000.00	23,786,394.46	24,329,840.98	0.00	546,300.47	10/2/2026		97.746	3.512		3.512	543,446.52
313385J49	198392	760	FHLB Disc Note	1/26/2026	3.470	45,338,000.00	44,236,739.98	45,314,016.20	0.00	1,083,779.70	10/5/2026		97.571	3.580		3.580	1,077,276.22
313385J49	198836	760	FHLB Disc Note	3/11/2026	3.520	6,764,000.00	6,626,435.27	6,760,421.84	0.00	134,919.25	10/5/2026		97.966	3.661		3.661	133,986.57
313385J49	199710	760	FHLB Disc Note	6/11/2026	3.640	1,191,000.00	1,177,030.89	1,190,369.96	0.00	13,487.42	10/5/2026		98.827	3.683		3.683	13,339.07
313385J49	200786	760	FHLB Disc Note	9/30/2026	3.810	8,243,000.00	8,238,638.08	8,238,639.45	0.00	872.38	10/5/2026		99.947	3.812		3.812	1.37
91411UNL5	200486	760	Univ of California Comm Paper	9/2/2026	3.880	10,000,000.00	9,849,111.11	9,849,111.11	0.00	31,255.56	1/20/2027		98.491	3.994		3.994	0.00
313384BM0	200242	760	FHLB Disc Note	8/11/2026	3.820	293,000.00	287,465.88	288,775.53	0.00	1,585.62	2/5/2027		98.111	3.894		3.894	1,309.65
313384CM9	199467	760	FHLB Disc Note	5/14/2026	3.625	737,000.00	715,404.36	724,272.75	0.00	10,389.65	3/1/2027		97.070	3.773		3.773	8,868.39
313384CR8	200563	760	FHLB Disc Note	9/10/2026	3.940	573,000.00	561,962.75	562,844.72	0.00	1,316.94	3/5/2027		98.074	4.017		4.017	881.97
78009BRE4	200576	760	RBC Comm Paper	9/14/2026	4.260	9,849,000.00	9,601,921.42	9,614,219.54	0.00	19,812.91	4/14/2027		97.491	4.417		4.417	12,298.12
912797UE5	199571	760	U.S. Treasury Bill	5/28/2026	3.647	502,000.00	485,626.81	490,588.03	0.00	6,406.90	4/15/2027		96.738	3.791		3.791	4,961.22
912797UX3	199533	760	U.S. Treasury Bill	5/21/2026	3.668	192,000.00	185,015.94	187,073.86	0.00	2,601.90	5/13/2027		96.362	3.824		3.824	2,057.92
912797VR5	200426	760	U.S. Treasury Bill	8/27/2026	3.843	263,000.00	253,370.19	253,406.81	0.00	982.63	8/5/2027		96.338	4.007		4.007	36.62
3136GDS79	200657	760	FNMA Callable Bond	9/18/2026	4.415	10,000,000.00	10,000,000.00	9,990,900.00	0.00	15,943.06	9/17/2027	3/17/2027	100.000	4.415	4.415	4.415	(9,100.00)
313384MB2	200726	760	FHLB Disc Note	9/24/2026	4.340	340,000.00	325,080.04	325,342.94	0.00	286.92	9/23/2027		95.612	4.551		4.551	262.90
		760 Total				**281,586,400.00**	**276,399,179.88**	**281,071,400.49**	**0.00**	**4,769,044.88**							**4,672,220.61**
825252869	151212	779	Invesco Money Market Fund	10/1/2025	3.654	0.00	0.00	0.00	0.00	0.00			100.000	3.654		3.654	0.00
09248U700	184264	779	BlackRock Money Market Fund		3.781	7,797,400.00	7,797,400.00	7,797,400.00	0.00	23,469.60			100.000	3.781		3.781	0.00
62479MK77	200619	779	MUFG Comm Paper	9/16/2026	3.850	1,503,000.00	1,499,624.51	1,501,866.74	0.00	2,411.06	10/7/2026		99.775	3.912		3.912	2,242.23
313385J64	200638	779	FHLB Disc Note	9/17/2026	3.820	2,000.00	1,995.76	1,998.52	0.00	2.97	10/7/2026		99.788	3.828		3.828	2.76
313385K54	200779	779	FHLB Disc Note	9/30/2026	3.830	1,621,000.00	1,618,585.61	1,618,597.68	0.00	172.46	10/14/2026		99.851	3.836		3.836	12.07
313385L46	200702	779	FHLB Disc Note	9/23/2026	3.803	783,300.00	780,983.09	781,559.51	0.00	661.97	10/21/2026		99.704	3.814		3.814	576.42
		779 Total				**11,706,700.00**	**11,698,588.97**	**11,701,422.45**	**0.00**	**26,718.06**							**2,833.48**

EOM - REPORT WRITER
Investment Inventory
Sorted by Fund
September 30, 2026

CUSIP	Investment #	Fund Number	Issuer	Purchase Date	Cur Rate	Par Value	Book Value	Market Value	Pur Accr Interest	Accrued Interest	Maturity Date	Call Date	Purchase Price	YTM	YTC	YTW	Unrealized G/L
825252869	151214	1010	Invesco Money Market Fund	10/1/2025	3.654	0.00	0.00	0.00	0.00	0.00			100.000	3.654		3.654	0.00
316175108	184341	1010	Fidelity Money Market Fund	10/1/2025	3.720	0.00	0.00	0.00	0.00	0.00			100.000	3.720		3.720	0.00
09248U700	184146	1010	BlackRock Money Market Fund		3.781	1,969,553.00	1,969,553.00	1,969,553.00	0.00	31,692.54			100.000	3.781		3.781	0.00
62479MK77	200620	1010	MUFG Comm Paper	9/16/2026	3.850	32,000.00	31,928.13	31,975.87	0.00	51.34	10/7/2026		99.775	3.912		3.912	47.74
313385K54	200780	1010	FHLB Disc Note	9/30/2026	3.830	5,400.00	5,391.96	5,392.00	0.00	0.57	10/14/2026		99.851	3.836		3.836	0.04
313385L46	200703	1010	FHLB Disc Note	9/23/2026	3.803	7,700.00	7,677.22	7,682.89	0.00	6.51	10/21/2026		99.704	3.814		3.814	5.67
		1010 Total				**2,014,653.00**	**2,014,550.31**	**2,014,603.76**	**0.00**	**31,750.96**							**53.45**
316175108	184072	1085	Fidelity Money Market Fund		3.720	0.00	0.00	0.00	0.00	117.98			100.000	3.720		3.720	0.00
09248U700	199988	1085	BlackRock Money Market Fund	7/16/2026	3.781	76,000.00	76,000.00	76,000.00	0.00	348.22			100.000	3.781		3.781	0.00
313385T97	199972	1085	FHLB Disc Note	7/15/2026	3.725	11,715,000.00	11,522,263.84	11,610,127.32	0.00	94,549.81	12/21/2026		98.355	3.787		3.787	87,863.48
313589U92	199782	1085	FNMA Disc Note	6/22/2026	3.755	10,597,000.00	10,386,988.07	10,492,884.48	0.00	111,637.92	12/29/2026		98.018	3.893		3.893	105,896.41
313384AD1	199816	1085	FHLB Disc Note	6/24/2026	3.805	6,119,000.00	5,993,531.60	6,053,893.84	0.00	64,027.69	1/4/2027		97.950	3.946		3.946	60,362.24
313588AD7	199868	1085	FNMA Disc Note	7/1/2026	3.750	2,969,000.00	2,911,166.35	2,937,409.84	0.00	28,452.92	1/4/2027		98.052	3.908		3.908	26,243.49
		1085 Total				**31,476,000.00**	**30,889,949.86**	**31,170,315.48**	**0.00**	**299,134.54**							**280,365.62**
316175108	184073	1086	Fidelity Money Market Fund		3.720	4,433,800.00	4,433,800.00	4,433,800.00	0.00	10,435.13			100.000	3.720		3.720	0.00
313385K54	200781	1086	FHLB Disc Note	9/30/2026	3.830	7,000.00	6,989.57	6,989.63	0.00	0.74	10/14/2026		99.851	3.836		3.836	0.06
313589P80	199819	1086	FNMA Disc Note	6/24/2026	3.705	8,000.00	7,878.97	7,957.31	0.00	81.51	11/18/2026		98.487	3.762		3.762	78.34
313384DB2	200158	1086	FHLB Disc Note	8/3/2026	3.850	11,056,000.00	10,791,147.38	10,847,494.90	0.00	69,760.29	3/15/2027		97.604	4.011		4.011	56,347.52
		1086 Total				**15,504,800.00**	**15,239,815.92**	**15,296,241.84**	**0.00**	**80,277.67**							**56,425.92**
316175108	195375	1096	Fidelity Money Market Fund		3.720	0.00	0.00	0.00	0.00	0.00			100.000	3.720		3.720	0.00
		1096 Total				**0.00**	**0.00**	**0.00**	**0.00**	**0.00**							**0.00**
316175108	195376	1097	Fidelity Money Market Fund		3.720	9,264,200.00	9,264,200.00	9,264,200.00	0.00	37,526.12			100.000	3.720		3.720	0.00
62479MK77	200784	1097	MUFG Comm Paper	9/30/2026	3.860	1,154,000.00	1,153,133.86	1,153,129.88	0.00	123.73	10/7/2026		99.925	3.917		3.917	(3.98)
313385J64	200639	1097	FHLB Disc Note	9/17/2026	3.820	79,000.00	78,832.34	78,941.46	0.00	117.36	10/7/2026		99.788	3.828		3.828	109.12
		1097 Total				**10,497,200.00**	**10,496,166.20**	**10,496,271.34**	**0.00**	**37,767.21**							**105.14**
316175108	195377	1098	Fidelity Money Market Fund		3.720	9,934,600.00	9,934,600.00	9,934,600.00	0.00	29,613.90			100.000	3.720		3.720	0.00
313385J64	200543	1098	FHLB Disc Note	9/9/2026	3.681	14,123,000.00	14,082,565.85	14,112,534.86	0.00	31,769.69	10/7/2026		99.714	3.692		3.692	29,969.01
313385K54	200615	1098	FHLB Disc Note	9/16/2026	3.850	7,400,000.00	7,377,841.11	7,389,033.20	0.00	11,870.83	10/14/2026		99.701	3.862		3.862	11,192.09
313385K54	200617	1098	FHLB Disc Note	9/16/2026	3.770	5,819,000.00	5,801,937.40	5,810,376.24	0.00	9,140.68	10/14/2026		99.707	3.781		3.781	8,438.84
313385L46	200704	1098	FHLB Disc Note	9/23/2026	3.803	15,118,000.00	15,073,282.64	15,084,407.80	0.00	12,776.39	10/21/2026		99.704	3.814		3.814	11,125.16
313397M32	200789	1098	FHLMC Disc Note	9/30/2026	3.815	10,253,000.00	10,222,577.07	10,222,620.36	0.00	1,086.53	10/28/2026		99.703	3.826		3.826	43.29
		1098 Total				**62,647,600.00**	**62,492,804.07**	**62,553,572.46**	**0.00**	**96,258.02**							**60,768.39**
316175108	195398	1099	Fidelity Money Market Fund		3.720	0.00	0.00	0.00	0.00	0.00			100.000	3.720		3.720	0.00
		1099 Total				**0.00**	**0.00**	**0.00**	**0.00**	**0.00**							**0.00**
316175108	195399	1100	Fidelity Money Market Fund		3.720	0.00	0.00	0.00	0.00	0.00			100.000	3.720		3.720	0.00
		1100 Total				**0.00**	**0.00**	**0.00**	**0.00**	**0.00**							**0.00**
316175108	195400	1101	Fidelity Money Market Fund		3.720	0.00	0.00	0.00	0.00	0.00			100.000	3.720		3.720	0.00
		1101 Total				**0.00**	**0.00**	**0.00**	**0.00**	**0.00**							**0.00**
316175108	195401	1102	Fidelity Money Market Fund		3.720	0.00	0.00	0.00	0.00	0.00			100.000	3.720		3.720	0.00
		1102 Total				**0.00**	**0.00**	**0.00**	**0.00**	**0.00**							**0.00**
316175108	195402	1103	Fidelity Money Market Fund		3.720	0.00	0.00	0.00	0.00	0.00			100.000	3.720		3.720	0.00
		1103 Total				**0.00**	**0.00**	**0.00**	**0.00**	**0.00**							**0.00**
316175108	195403	1104	Fidelity Money Market Fund		3.720	0.00	0.00	0.00	0.00	0.00			100.000	3.720		3.720	0.00
		1104 Total				**0.00**	**0.00**	**0.00**	**0.00**	**0.00**							**0.00**
316175108	198586	1105	Fidelity Money Market Fund	2/11/2026	3.720	41,838.87	41,838.87	41,838.87	0.00	30,368.02			100.000	3.720		3.720	0.00
313385J64	200640	1105	FHLB Disc Note	9/17/2026	3.820	5,203,000.00	5,191,958.08	5,199,144.58	0.00	7,729.34	10/7/2026		99.788	3.828		3.828	7,186.50
313397J69	200708	1105	FHLMC Disc Note	9/23/2026	3.790	7,651,000.00	7,639,723.28	7,645,330.61	0.00	6,443.84	10/7/2026		99.853	3.796		3.796	5,607.33
313385K54	200782	1105	FHLB Disc Note	9/30/2026	3.830	12,282,000.00	12,263,706.64	12,263,798.08	0.00	1,306.67	10/14/2026		99.851	3.836		3.836	91.44
313589L43	200777	1105	FNMA Disc Note	9/30/2026	3.830	6,466,900.00	6,452,451.87	6,452,530.55	0.00	688.01	10/21/2026		99.777	3.839		3.839	78.68
		1105 Total				**31,644,738.87**	**31,589,678.74**	**31,602,642.69**	**0.00**	**46,535.88**							**12,963.95**
316175108	198587	1106	Fidelity Money Market Fund	2/11/2026	3.720	4,949,800.02	4,949,800.02	4,949,800.02	0.00	14,754.78			100.000	3.720		3.720	0.00
313385K54	200783	1106	FHLB Disc Note	9/30/2026	3.830	15,000.00	14,977.66	14,977.77	0.00	1.60	10/14/2026		99.851	3.836		3.836	0.11
		1106 Total				**4,964,800.02**	**4,964,777.68**	**4,964,777.79**	**0.00**	**14,756.38**							**0.11**
316175108	198589	1108	Fidelity Money Market Fund	2/11/2026	3.720	11,200.00	11,200.00	11,200.00	0.00	97.36			100.000	3.720		3.720	0.00
		1108 Total				**11,200.00**	**11,200.00**	**11,200.00**	**0.00**	**97.36**							**0.00**
316175108	198590	1109	Fidelity Money Market Fund	2/11/2026	3.720	1,200.00	1,200.00	1,200.00	0.00	11.75			100.000	3.720		3.720	0.00

EOM - REPORT WRITER
Investment Inventory
Sorted by Fund
September 30, 2026

CUSIP	Investment #	Fund Number	Issuer	Purchase Date	Cur Rate	Par Value	Book Value	Market Value	Pur Accr Interest	Accrued Interest	Maturity Date	Call Date	Purchase Price	YTM	YTC	YTW	Unrealized G/L
		1109 Total				**1,200.00**	**1,200.00**	**1,200.00**	**0.00**	**11.75**							**0.00**
316175108	199931	1111	Fidelity Money Market Fund	7/9/2026	3.720	0.00	0.00	0.00	0.00	178.74			100.000	3.720		3.720	0.00
		1111 Total				**0.00**	**0.00**	**0.00**	**0.00**	**178.74**							**0.00**
316175108	199932	1112	Fidelity Money Market Fund	7/9/2026	3.720	0.00	0.00	0.00	0.00	121.18			100.000	3.720		3.720	0.00
		1112 Total				**0.00**	**0.00**	**0.00**	**0.00**	**121.18**							**0.00**
		Grand Total				**9,127,137,088.70**	**9,064,294,311.61**	**9,052,800,041.76**	**0.00**	**56,721,892.14**							**-11,494,269.85**